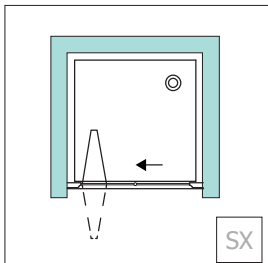
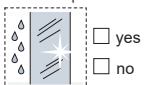
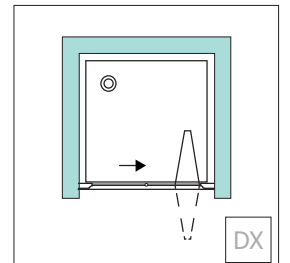
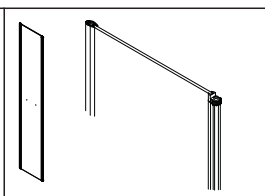
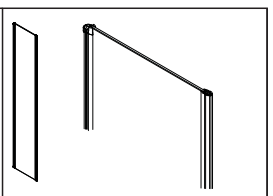
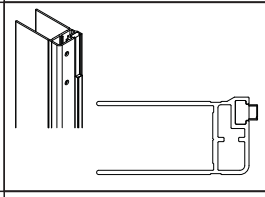

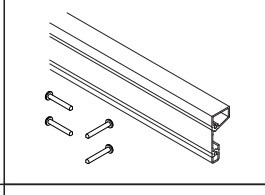
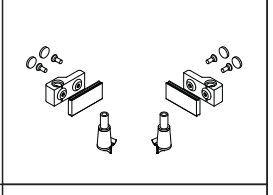
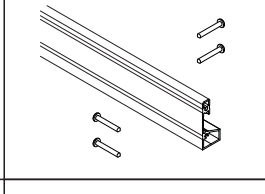
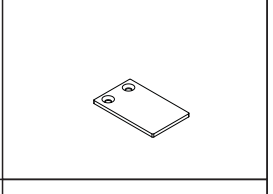
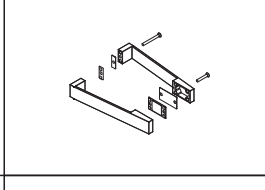
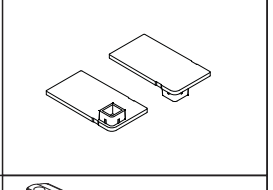
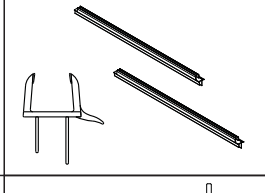
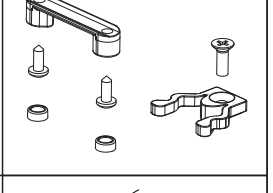
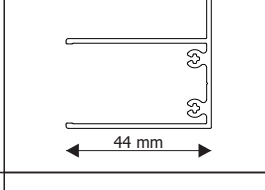
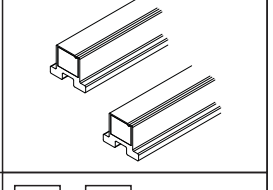
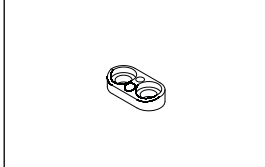
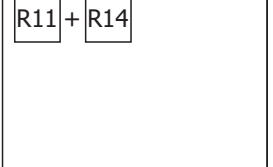


Trattamento protezione vetro
 Shower Glass Protect
 Glasschutzbehandlung
 Traitement protection verre

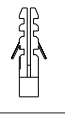


<input type="checkbox"/> (IT) DIMENSIONE LATI:		<input type="checkbox"/> (GB) SIDES MEASURES:		<input type="checkbox"/> (D) SEITEN ABMESSUNGEN:		<input type="checkbox"/> (F) DIMENSIONS CÔTES:	
<input type="checkbox"/> 60	<input type="checkbox"/> 65	<input type="checkbox"/> 70	<input type="checkbox"/> 75	<input type="checkbox"/> 80	<input type="checkbox"/> 85	<input type="checkbox"/> 90	<input type="checkbox"/> 95
<input type="checkbox"/> 100	<input type="checkbox"/> 105	<input type="checkbox"/> 110					
<input type="checkbox"/> (IT) PROFILO:		<input type="checkbox"/> (GB) PROFILE:		<input type="checkbox"/> (D) PROFIL:		<input type="checkbox"/> (F) PROFIL:	
<input type="checkbox"/> Bianco/White/Weisses/Blanc		<input type="checkbox"/> Argento Sat/Silver Sat/Silber Sat/Argent satiné		<input type="checkbox"/> Argento Luc/Silver Brill/Silber Glanz/Argent brillant			
<input type="checkbox"/> (IT) VETRO:		<input type="checkbox"/> (GB) GLASS:		<input type="checkbox"/> (D) GLAS:		<input type="checkbox"/> (F) VERRE:	
<input type="checkbox"/> Trasparente/Transparent		<input type="checkbox"/> Piumato/Piumate		<input type="checkbox"/> Satinato/Satin/Satiniert/Satiné			




<p>R01 COD. RA300054</p> <ul style="list-style-type: none"> IT ANTA MANIGLIA GB HANDLE DOOR D HANDGRIFF TÜR F PORTE POIGNEE 	<p>R02 COD. RA300055</p> <ul style="list-style-type: none"> IT ANTA GB DOOR D TÜR F PORTE 
<p>R03 COD. RA250022</p> <ul style="list-style-type: none"> IT KIT MONTANTE GB PROFILE KIT D PROFIL KIT F KIT MONTANT 	<p>R04 COD. RA850006</p> <ul style="list-style-type: none"> IT KIT CARRELLI VEGA SF GB KIT SLIDINGS VEGA FD D KIT KOMPLETTE ROLLE MIT GLEITEN VEGA FLT F KIT ROULETTE VEGA PP 
<p>R05 COD. RA250027</p> <ul style="list-style-type: none"> IT KIT PROFILO BASE SUPERIORE GB TOP BASE PROFILE KIT D OBERES PROFIL F KIT PROFIL BASE SUPERIEURE 	<p>R06 COD. RA850019</p> <ul style="list-style-type: none"> IT KIT BLOCCO VEGA SF GB FOLDING DOOR BLOCK KIT VEGA FD D KIT FALTTÜREN BLOCK VEGA FLT F KIT VERROUILLAGE VEGA PP 
<p>R07 COD. RA250028</p> <ul style="list-style-type: none"> IT KIT PROFILO BASE INFERIORE GB BOTTOM BASE PROFILE KIT D UNTERES PROFIL F KIT PROFIL BASE INFERIEURE 	<p>R08 COD. RA400023</p> <ul style="list-style-type: none"> IT TAPPO PROFILO GB COVER D STOPF F CACHE PROFIL 
<p>R09 COD. RA100010</p> <ul style="list-style-type: none"> IT SET MANIGLIA N GB N HANDLES SET D HANDGRIFF SET N F KIT POIGNEE N 	<p>R10 COD. RA400024</p> <ul style="list-style-type: none"> IT KIT TAPPI PROFILO GB COVER KIT D STOPF KIT F KIT CACHES PROFIL 
<p>R11 COD. RA200136</p> <ul style="list-style-type: none"> IT KIT GUARNIZIONI GB GASKET KIT D DICHTUNG KIT F KIT JOINTS 	<p>R12 COD. RA400027</p> <ul style="list-style-type: none"> IT KIT INSERTO MOLLA GB SPRING KIT D FEDER KIT F KIT INSERT RESSORT 
<p>R13 COD. RA250010</p> <ul style="list-style-type: none"> IT PROFILO COMPENSATORE GB COMPENSATOR PROFILE D AUSGLEICHSPROFIL F PROFIL DE COMPENSATION 	<p>R14 COD. RA200028</p> <ul style="list-style-type: none"> IT KIT PROFILI CALAMITATI GB PROFILES WITH MAGNET KIT D PROFILES MIT MAGNET KIT F KIT PROFIL AIMANTES 
<p>R15 COD. RA400028</p> <ul style="list-style-type: none"> IT KIT DISTANZIALE PROFILO GB SHIM KIT D DICKE KIT F KIT ENTRETOISE PROFIL 	<p>R16 COD. RA200085</p> <ul style="list-style-type: none"> IT KIT GUARNIZIONI GB GASKETS KIT D DICHTUNGEN KIT F KIT JOINTS 

R17 COD. RA900052 IT KIT FERRAMENTA GB HARDWARE KIT D EISENWAREN-KIT F KIT QUINCAILLERIE




- IT TASSELLO Ø 6mm
- GB RAWPLUG Ø 6mm
- D DÜBEL Ø 6mm
- F BLOQUER Ø 6mm

n°4 pz




- IT VITE TC+ 4,2X32
- GB SCREW TC+ 4,2X32
- D SCHRAUBE TC+ 4,2X32
- F VIS TC+ 4,2X32

n°4 pz




- IT SOTTOCAPPUCCIO PER VITE
- GB UNDER CAP FOR SCREW
- D UNTER KAPPE FÜR SCHRAUBE
- F SOUS COUVERCLE POUR VIS

n°8 pz



- IT VITE TC+ 3,5X9,5
- GB SCREW TC+ 3,5X9,5
- D SCHRAUBE TC+ 3,5X9,5
- F VIS TC+ 3,5X9,5

n°8 pz



- IT CAPPuccio PER VITE
- GB CAP FOR SCREW
- D KAPPE FÜR SCHRAUBE
- F COUVERCLE POUR VIS

n°8 pz