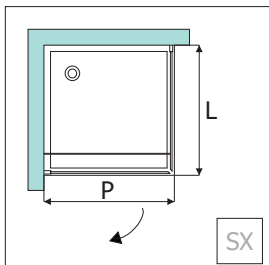


Trattamento protezione vetro
 Shower Glass Protect
 Glasschutzbehandlung
 Traitement protection verre

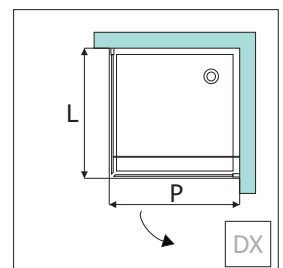









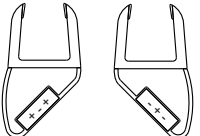

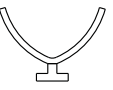
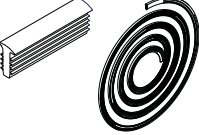


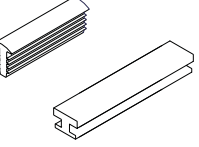

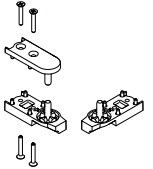
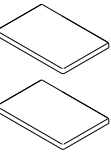
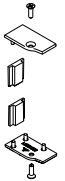
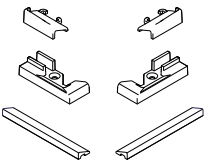
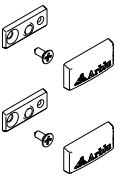
IT	DIMENSIONE LATO L:	GB	SIDE MEASURES L:	D	SEITE ABMESSUNGEN L:
<input type="checkbox"/>	70	<input type="checkbox"/>	72	<input type="checkbox"/>	75
<input type="checkbox"/>	80	<input type="checkbox"/>	85	<input type="checkbox"/>	90
<input type="checkbox"/>	100	<input type="checkbox"/>	110	<input type="checkbox"/>	120
<input type="checkbox"/>	140	<input type="checkbox"/>	F.M.	<input type="checkbox"/>	
IT	DIMENSIONE LATO P:	GB	SIDE MEASURES P:	D	SEITE ABMESSUNGEN P:
<input type="checkbox"/>	70	<input type="checkbox"/>	72	<input type="checkbox"/>	75
<input type="checkbox"/>	80	<input type="checkbox"/>	85	<input type="checkbox"/>	90
<input type="checkbox"/>	100	<input type="checkbox"/>	F.M.	<input type="checkbox"/>	

PROFILO:	PROFILE:	PROFIL:	PROFIL:
<input type="checkbox"/> Argento Luc/Silver Brill/Silber Glanz/Argent brillant	<input type="checkbox"/> Argento Sat/Silver Sat/Silber Sat/Argent satiné	<input type="checkbox"/> Bianco Seta/Silk White/Seide Weiss/Blanc Soie	
VETRO:	GLASS:	GLAS:	VERRE:
<input type="checkbox"/> Trasparente/Transparent	<input type="checkbox"/> Fascia/Band glass/Glas Band/Verre Bonde	<input type="checkbox"/> Grigio Europa/Europe grey/Europa grau/gris europe	<input type="checkbox"/> Extra light
<input type="checkbox"/> Satinato/Satin/Satiniert/Satiné	<input type="checkbox"/> Specchiato/Mirror effect/Verspiegelter Glas/Effet miroir	<input type="checkbox"/> Piumato/Piumate	

RA900242

SF Sacchetto Ferramenta
Hardware pack
Rauchchrom
Sachet Quincailleries



<p>R01 COD. RA300162</p> <ul style="list-style-type: none"> IT ANTA BATTENTE GB WING DOOR D SCHWENKTÜR F PORTE BATTANTE 		<p>R02 COD. RA300163</p> <ul style="list-style-type: none"> IT LATO FISSO GB FIXED SIDE D FIXTEIL F CÔTE FIXE 	
<p>R03 COD. RA250224</p> <ul style="list-style-type: none"> IT PROFILO COMPENSATORE GB COMPENSATOR PROFILE D AUSGLEICHSPROFIL F PROFIL DE COMPENSATION 		<p>R04 COD. RA250226</p> <ul style="list-style-type: none"> IT PROFILO COMPENSATORE GB COMPENSATOR PROFILE D AUSGLEICHSPROFIL F PROFIL DE COMPENSATION 	
<p>R05 COD. RA250227</p> <ul style="list-style-type: none"> IT KIT PROFILO COMPENSATORE GB COMPENSATOR PROFILE KIT D AUSGLEICHSPROFIL KIT F KIT PROFIL DE COMPENSATION 		<p>R06 COD. RA250225</p> <ul style="list-style-type: none"> IT PROFILO MONTANTE GB POST PROFILE D FESTPROFIL F PROFIL MONTANT 	
<p>R07 COD. RA250230</p> <ul style="list-style-type: none"> IT KIT MONTANTE GB PROFILE KIT D PROFIL KIT F KIT MONTANT 		<p>R08 COD. RA200006</p> <ul style="list-style-type: none"> IT KIT PROFILI CALAMITATI GB PROFILES WITH MAGNET KIT D PROFILES MIT MAGNET KIT F KIT PROFIL AIMANTES 	
<p>R09 COD. RA100024</p> <ul style="list-style-type: none"> IT SET MANIGLIA K GB HANDLES SET K D HANDGRIFF SET K F KIT POIGNEE K 		<p>R10 COD. RA200005</p> <ul style="list-style-type: none"> IT PROFILO PVC GB PROFILE PVC D PROFIL AUS PVC F PROFIL PVC 	
<p>R11 COD. RA200176</p> <ul style="list-style-type: none"> IT GUARNIZIONE TRASPARENTE (mt.7) GB TRANSPARENT GASKET (mt.7) D TRANSPARENT DICHTUNG (mt.7) F JOINT TRANSPARENT (mt.7) 		<p>R12 COD. RA200072</p> <ul style="list-style-type: none"> IT PROFILO PVC GB PROFILE PVC D PROFIL AUS PVC F PROFIL PVC 	
<p>R13 COD. RA200177</p> <ul style="list-style-type: none"> IT PROFILO PVC GB PROFILE PVC D PROFIL AUS PVC F PROFIL PVC 		<p>R14 COD. RA200185</p> <ul style="list-style-type: none"> IT KIT GUARNIZIONI GB GASKET KIT D DICHTUNG KIT F KIT JOINTS 	
<p>R15 COD. RA400124</p> <ul style="list-style-type: none"> IT KIT TAPPI PROFILO GB COVER KIT D STOPF KIT F KIT CACHES PROFIL 		<p>R16 COD. RA400125</p> <ul style="list-style-type: none"> IT KIT PIASTRINE GB PLATES KIT D PLÄTTCHEN KIT F KIT PLAQUETTES 	
<p>R17 COD. RA400123</p> <ul style="list-style-type: none"> IT KIT TAPPI PROFILO GB COVER KIT D STOPF KIT F KIT CACHES PROFIL 		<p>R18 COD. RA400127</p> <ul style="list-style-type: none"> IT KIT TAPPI PROFILO GB COVER KIT D STOPF KIT F KIT CACHES PROFIL 	
<p>R19 COD. RA350074</p> <ul style="list-style-type: none"> IT KIT BORDINO SALVAGOCCIA GB DRIP CATCHER EDGE KIT D TROPFENFÄNGER PROFIL KIT F BAGUETTE D'ETANCHEITE 		<p>R20 COD. RA400126</p> <ul style="list-style-type: none"> IT KIT COVER GB COVER KIT D STOPF KIT F KIT CACHE 	

R21	COD. RA152001 (A) - RA152002 (B) (IT) BRACCIO N (GE) SUPPORT ARM N (D) TRÄGERARM N (F) BRAS DE SUPPORT N	A (L.1000)	R22	COD. RA200187 (IT) KIT GUARNIZIONI (GE) GASKET KIT (D) DICHTUNG KIT (F) KIT JOINTS	R08 + R10 + R11 R12 + R12 + R13
		B (L.1600)			

R23	COD. RA900036 (IT) KIT FERRAMENTA (GE) HARDWARE KIT (DE) EISENWAREN-KIT (F) KIT QUINCAILLERIE		
 n°4 pz	(IT) TASSELLO Ø 6mm (GE) RAWPLUG Ø 6mm (DE) DÜBEL Ø 6mm (F) BLOQUER Ø 6mm	 n°4 pz	(IT) VITE TC 4,2X32 (GE) SCREW TC 4,2X32 (DE) SCHRAUBE TC 4,2X32 (F) VIS TC 4,2X32



Specificare sempre l'estensibilità, la finitura del profilo, del vetro ed il verso della parete doccia
 Please specify always extensibility, profile colour, glass type and opening version of the shower cubicle (R or L)
 Verstellbereich, Profilfarbe, Glasvariante und Anschlag der Duschkabine (RE o. LI) immer angeben
 Toujours spécifier l'extensibilité, la finition du profil, la finition du verre et la version de la paroi de douche (droite ou gauche)