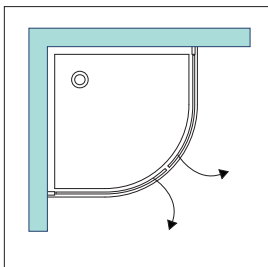



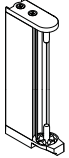


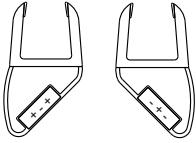

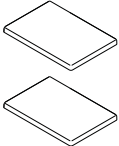

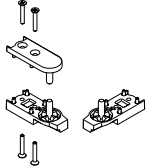
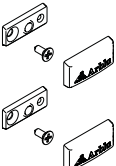
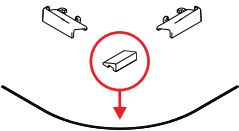
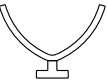
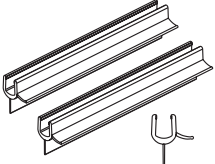
Trattamento protezione vetro  
Shower Glass Protect  
Glasschutzbehandlung  
Traitement protection verre

- SGP
- GSS





<b>ESTENSIBILITA':</b>	<b>EXTENSIBILITY:</b>	<b>DEHNBARKEIT:</b>	<b>EXTENSIBILITE:</b>
<input type="checkbox"/> 80x80	<input type="checkbox"/> 90x90		
<b>PROFILO:</b>	<b>PROFILE:</b>	<b>PROFIL:</b>	<b>PROFIL:</b>
<input type="checkbox"/> Argento Luc/Silver Brill/Silber Glanz/Argent brillant	<input type="checkbox"/> Argento Sat/Silver Sat/Silber Sat/Argent satiné		
<input type="checkbox"/> Bianco Seta/Silk White/Seide Weiss/Blanc Soie			
<b>VETRO:</b>	<b>GLASS:</b>	<b>GLAS:</b>	<b>VERRE:</b>
<input type="checkbox"/> Trasparente/Transparent			

RA900244
SF
Sacchetto Ferramenta Hardware pack Rauchchrom Sachet Quincailleries

<p>R01 COD. RA300165</p> <ul style="list-style-type: none"> <li><span>IT</span> ANTA BATTENTE</li> <li><span>GB</span> WING DOOR</li> <li><span>D</span> SCHWENKTÜR</li> <li><span>F</span> PORTE BATTANTE</li> </ul>		<p>R02 COD. RA250230</p> <ul style="list-style-type: none"> <li><span>IT</span> KIT MONTANTE</li> <li><span>GB</span> PROFILE KIT</li> <li><span>D</span> PROFIL KIT</li> <li><span>F</span> KIT MONTANT</li> </ul>	
<p>R03 COD. RA250224</p> <ul style="list-style-type: none"> <li><span>IT</span> PROFILO COMPENSATORE</li> <li><span>GB</span> COMPENSATOR PROFILE</li> <li><span>D</span> AUSGLEICHSPROFIL</li> <li><span>F</span> PROFIL DE COMPENSATION</li> </ul>		<p>R04 COD. RA250225</p> <ul style="list-style-type: none"> <li><span>IT</span> PROFILO MONTANTE</li> <li><span>GB</span> POST PROFILE</li> <li><span>D</span> FESTPROFIL</li> <li><span>F</span> PROFIL MONTANT</li> </ul>	
<p>R05 COD. RA200006</p> <ul style="list-style-type: none"> <li><span>IT</span> KIT PROFILI CALAMITATI</li> <li><span>GB</span> PROFILES WITH MAGNET KIT</li> <li><span>D</span> PROFILES MIT MAGNET KIT</li> <li><span>F</span> KIT PROFIL AIMANTES</li> </ul>		<p>R06 COD. RA100024</p> <ul style="list-style-type: none"> <li><span>IT</span> SET MANIGLIA K</li> <li><span>GB</span> HANDLES SET K</li> <li><span>D</span> HANDGRIFF SET K</li> <li><span>F</span> KIT POIGNEE K</li> </ul>	
<p>R07 COD. RA400123</p> <ul style="list-style-type: none"> <li><span>IT</span> KIT TAPPI PROFILO</li> <li><span>GB</span> COVER KIT</li> <li><span>D</span> STOPF KIT</li> <li><span>F</span> KIT CACHES PROFIL</li> </ul>		<p>R08 COD. RA400124</p> <ul style="list-style-type: none"> <li><span>IT</span> KIT TAPPI PROFILO</li> <li><span>GB</span> COVER KIT</li> <li><span>D</span> STOPF KIT</li> <li><span>F</span> KIT CACHES PROFIL</li> </ul>	
<p>R09 COD. RA400125</p> <ul style="list-style-type: none"> <li><span>IT</span> KIT PIASTRINE</li> <li><span>GB</span> PLATES KIT</li> <li><span>D</span> PLÄTTCHEN KIT</li> <li><span>F</span> KIT PLAQUETTES</li> </ul>		<p>R10 COD. RA400126</p> <ul style="list-style-type: none"> <li><span>IT</span> KIT COVER</li> <li><span>GB</span> COVER KIT</li> <li><span>D</span> STOPF KIT</li> <li><span>F</span> KIT CACHE</li> </ul>	
<p>R11 COD. RA350075</p> <ul style="list-style-type: none"> <li><span>IT</span> KIT BORDINO SALVAGOCCIA</li> <li><span>GB</span> DRIP CATCHER EDGE KIT</li> <li><span>D</span> TROPFENFÄNGER PROFIL KIT</li> <li><span>F</span> BAGUETTE D'ETANCHEITE</li> </ul>		<p>R12 COD. RA200005</p> <ul style="list-style-type: none"> <li><span>IT</span> PROFILO PVC</li> <li><span>GB</span> PROFILE PVC</li> <li><span>D</span> PROFIL AUS PVC</li> <li><span>F</span> PROFIL PVC</li> </ul>	
<p>R13 COD. RA200211</p> <ul style="list-style-type: none"> <li><span>IT</span> KIT GUARNIZIONI</li> <li><span>EN</span> GASKET KIT</li> <li><span>DE</span> DICHTUNG KIT</li> <li><span>FR</span> KIT JOINTS</li> </ul>		<p>R14 COD. RA200186</p> <ul style="list-style-type: none"> <li><span>IT</span> KIT GUARNIZIONI</li> <li><span>GB</span> GASKET KIT</li> <li><span>D</span> DICHTUNG KIT</li> <li><span>F</span> KIT JOINTS</li> </ul>	<p>R05 + R12 + R12</p>

R15 COD. RA900036 IT KIT FERRAMENTA GB HARDWARE KIT DE EISENWAREN-KIT F KIT QUINCAILLERIE

 <p>n°4 pz</p>	<ul style="list-style-type: none"> <li><span>IT</span> TASSELLO Ø 6mm</li> <li><span>GB</span> RAWPLUG Ø 6mm</li> <li><span>DE</span> DÜBEL Ø 6mm</li> <li><span>F</span> BLOQUER Ø 6mm</li> </ul>	 <p>n°4 pz</p>	<ul style="list-style-type: none"> <li><span>IT</span> VITE TC 4,2X32</li> <li><span>GB</span> SCREW TC 4,2X32</li> <li><span>DE</span> SCHRAUBE TC 4,2X32</li> <li><span>F</span> VIS TC 4,2X32</li> </ul>
---	--	---	---



Specificare sempre l'estensibilità, la finitura del profilo, del vetro ed il verso della parete doccia  
 Please specify always extensibility, profile colour, glass type and opening version of the shower cubicle (R or L)  
 Verstellbereich, Profilarfarbe, Glasvariante und Anschlag der Duschkabine (RE o. LI) immer angeben  
 Toujours spécifier l'extensibilité, la finition du profil, la finition du verre et la version de la paroi de douche (droite ou gauche)