

Trattamento protezione vetro  
Shower Glass Protect  
Glasschutzbehandlung  
Traitement protection verre



IT DIMENSIONE LATI: GB SIDES MEASURES: D SEITEN ABMESSUNGEN: F DIMENSIONS CÔTES:

120  140  160  180  200  F.M.

IT PROFILO: GB PROFILE: D PROFIL: F PROFIL:

Argento Luc/Silver Brill/Silber Glanz/Argent brillant  Bianco Seta/Silk White/Seide Weiss/Blanc Soie  
 Argento Sat/Silver Sat/Silber Sat/Argent satiné

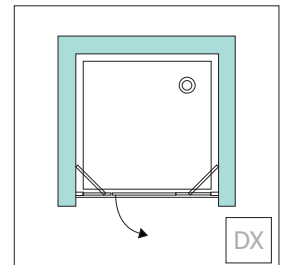
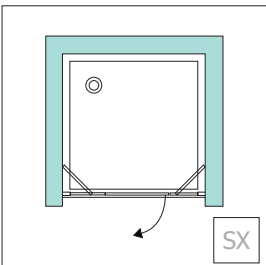
IT VETRO: GB GLASS: D GLAS: F VERRE:








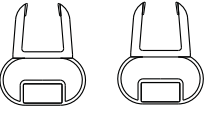

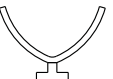
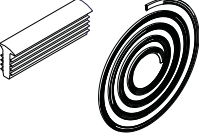
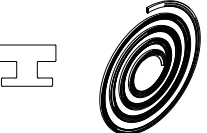
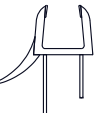
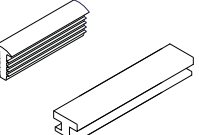

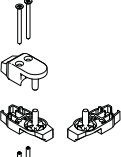

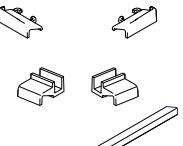
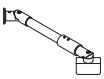
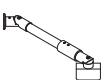
Trasparente/Transparent  Fascia/Band glass/Glas Band/Verre Bonde  
 Grigio Europa/Europe grey/Europa grau/gris europe  Extra light  
 Satinato/Satin/Satiniert/Satiné  Specchiato/Mirror effect/Verspiegelter Glas/Effet miroir  
 Piumato/Piumate

RA900250

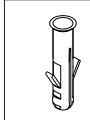






Sacchetto Ferramenta  
Hardware pack  
Rauchchrom  
Sachet Quincailleries



<p><b>R01</b> COD. RA300162</p> <ul style="list-style-type: none"> <li><input type="radio"/> IT ANTA BATTENTE</li> <li><input type="radio"/> GB WING DOOR</li> <li><input type="radio"/> D SCHWENKTÜR</li> <li><input type="radio"/> F PORTE BATTANTE</li> </ul>		<p><b>R02</b> COD. RA300164</p> <ul style="list-style-type: none"> <li><input type="radio"/> IT LATO FISSO</li> <li><input type="radio"/> GB FIXED SIDE</li> <li><input type="radio"/> D FIXTEIL</li> <li><input type="radio"/> F CÔTE FIXE</li> </ul>	
<p><b>R03</b> COD. RA300163</p> <ul style="list-style-type: none"> <li><input type="radio"/> IT LATO FISSO</li> <li><input type="radio"/> GB FIXED SIDE</li> <li><input type="radio"/> D FIXTEIL</li> <li><input type="radio"/> F CÔTE FIXE</li> </ul>		<p><b>R04</b> COD. RA250226</p> <ul style="list-style-type: none"> <li><input type="radio"/> IT PROFILO COMPENSATORE</li> <li><input type="radio"/> GB COMPENSATOR PROFILE</li> <li><input type="radio"/> D AUSGLEICHSPROFIL</li> <li><input type="radio"/> F PROFIL DE COMPENSATION</li> </ul>	
<p><b>R05</b> COD. RA250227</p> <ul style="list-style-type: none"> <li><input type="radio"/> IT KIT PROFILO COMPENSATORE</li> <li><input type="radio"/> GB COMPENSATOR PROFILE KIT</li> <li><input type="radio"/> D AUSGLEICHSPROFIL KIT</li> <li><input type="radio"/> F KIT PROFIL DE COMPENSATION</li> </ul>		<p><b>R06</b> COD. RA250228</p> <ul style="list-style-type: none"> <li><input type="radio"/> IT PROFILO MONTANTE</li> <li><input type="radio"/> GB POST PROFILE</li> <li><input type="radio"/> D FESTPROFIL</li> <li><input type="radio"/> F PROFIL MONTANT</li> </ul>	
<p><b>R07</b> COD. RA250229</p> <ul style="list-style-type: none"> <li><input type="radio"/> IT KIT MONTANTE</li> <li><input type="radio"/> GB PROFILE KIT</li> <li><input type="radio"/> D PROFIL KIT</li> <li><input type="radio"/> F KIT MONTANT</li> </ul>		<p><b>R08</b> COD. RA200002</p> <ul style="list-style-type: none"> <li><input type="radio"/> IT KIT PROFILI CALAMITATI</li> <li><input type="radio"/> GB PROFILES WITH MAGNET KIT</li> <li><input type="radio"/> D PROFILES MIT MAGNET KIT</li> <li><input type="radio"/> F KIT PROFIL AIMANTES</li> </ul>	
<p><b>R09</b> COD. RA100024</p> <ul style="list-style-type: none"> <li><input type="radio"/> IT SET MANIGLIA K</li> <li><input type="radio"/> GB HANDLES SET K</li> <li><input type="radio"/> D HANDGRIFF SET K</li> <li><input type="radio"/> F KIT POIGNEE K</li> </ul>		<p><b>R10</b> COD. RA200005</p> <ul style="list-style-type: none"> <li><input type="radio"/> IT PROFILO PVC</li> <li><input type="radio"/> GB PROFILE PVC</li> <li><input type="radio"/> D PROFIL AUS PVC</li> <li><input type="radio"/> F PROFIL PVC</li> </ul>	
<p><b>R11</b> COD. RA200176</p> <ul style="list-style-type: none"> <li><input type="radio"/> IT GUARNIZIONE TRASPARENTE (mt.7)</li> <li><input type="radio"/> GB TRANSPARENT GASKET (mt.7)</li> <li><input type="radio"/> D TRANSPARENTE DICHTUNG (mt.7)</li> <li><input type="radio"/> F JOINT TRANSPARENT (mt.7)</li> </ul>		<p><b>R12</b> COD. RA200072</p> <ul style="list-style-type: none"> <li><input type="radio"/> IT PROFILO PVC</li> <li><input type="radio"/> GB PROFILE PVC</li> <li><input type="radio"/> D PROFIL AUS PVC</li> <li><input type="radio"/> F PROFIL PVC</li> </ul>	
<p><b>R13</b> COD. RA200177</p> <ul style="list-style-type: none"> <li><input type="radio"/> IT PROFILO PVC</li> <li><input type="radio"/> GB PROFILE PVC</li> <li><input type="radio"/> D PROFIL AUS PVC</li> <li><input type="radio"/> F PROFIL PVC</li> </ul>		<p><b>R14</b> COD. RA200185</p> <ul style="list-style-type: none"> <li><input type="radio"/> IT KIT GUARNIZIONI</li> <li><input type="radio"/> GB GASKET KIT</li> <li><input type="radio"/> D DICHTUNG KIT</li> <li><input type="radio"/> F KIT JOINTS</li> </ul>	
<p><b>R15</b> COD. RA400124</p> <ul style="list-style-type: none"> <li><input type="radio"/> IT KIT TAPPI PROFILO</li> <li><input type="radio"/> GB COVER KIT</li> <li><input type="radio"/> D STOPF KIT</li> <li><input type="radio"/> F KIT CACHES PROFIL</li> </ul>		<p><b>R16</b> COD. RA400128</p> <ul style="list-style-type: none"> <li><input type="radio"/> IT KIT TAPPI PROFILO</li> <li><input type="radio"/> GB COVER KIT</li> <li><input type="radio"/> D STOPF KIT</li> <li><input type="radio"/> F KIT CACHES PROFIL</li> </ul>	
<p><b>R17</b> COD. RA400127</p> <ul style="list-style-type: none"> <li><input type="radio"/> IT KIT TAPPI PROFILO</li> <li><input type="radio"/> GB COVER KIT</li> <li><input type="radio"/> D STOPF KIT</li> <li><input type="radio"/> F KIT CACHES PROFIL</li> </ul>		<p><b>R18</b> COD. RA350081</p> <ul style="list-style-type: none"> <li><input type="radio"/> IT KIT BORDINO SALVAGOCCIA</li> <li><input type="radio"/> GB DRIP CATCHER EDGE KIT</li> <li><input type="radio"/> D TROPFENFÄNGER PROFIL KIT</li> <li><input type="radio"/> F BAGUETTE D'ETANCHEITE</li> </ul>	
<p><b>R19</b> COD. RA151901 (A) - RA151902 (B)</p> <ul style="list-style-type: none"> <li><input type="radio"/> IT BRACCIO N</li> <li><input type="radio"/> GB SUPPORT ARM N</li> <li><input type="radio"/> D TRÄGERARM N</li> <li><input type="radio"/> F BRAS DE SUPPORT N</li> </ul>	<p>A (L.500) </p> <hr style="border-top: 1px dashed black;"/> <p>B (L.800) </p>	<p><b>R20</b> COD. RA200190</p> <ul style="list-style-type: none"> <li><input type="radio"/> IT KIT GUARNIZIONI</li> <li><input type="radio"/> GB GASKET KIT</li> <li><input type="radio"/> D DICHTUNG KIT</li> <li><input type="radio"/> F KIT JOINTS</li> </ul>	<p><b>R08 + R10 + R10 + R11</b></p> <p><b>R12 + R12 + R13</b></p>





R22 COD. RA900036  KIT FERRAMENTA  HARDWARE KIT  EISENWAREN-KIT  KIT QUINCAILLERIE



-  TASSELLO Ø 6mm
-  RAWPLUG Ø 6mm
-  DÜBEL Ø 6mm
-  BLOQUER Ø 6mm

n°4 pz



-  VITE TC 4,2X32
-  SCREW TC 4,2X32
-  SCHRAUBE TC 4,2X32
-  VIS TC 4,2X32

n°4 pz



Specificare sempre l'estensibilità, la finitura del profilo, del vetro ed il verso della parete doccia  
 Please specify always extensibility, profile colour, glass type and opening version of the shower cubicle (R or L)  
 Verstellbereich, Profilfarbe, Glasvariante und Anschlag der Duschkabine (RE o. LI) immer angeben  
 Toujours spécifier l'extensibilité, la finition du profil, la finition du verre et la version de la paroi de douche (droite ou gauche)