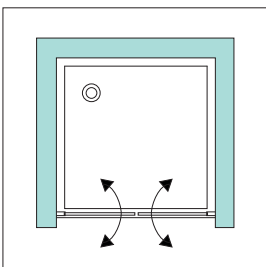


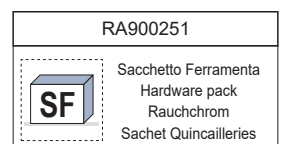
Trattamento protezione vetro
Shower Glass Protect
Glasschutzbehandlung
Traitement protection verre


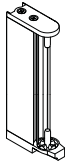


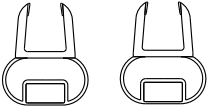

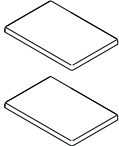

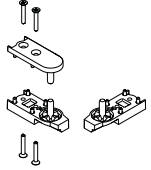
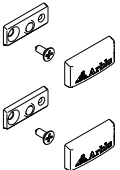
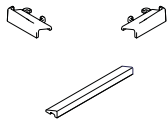
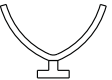



| IT DIMENSIONE LATI: | GE SIDES MEASURES: | D SEITEN ABMESSUNGEN: | F DIMENSIONS CÔTE: | | | |
|------------------------------|------------------------------|-------------------------------|------------------------------|------------------------------|------------------------------|------------------------------|
| <input type="checkbox"/> 65 | <input type="checkbox"/> 70 | <input type="checkbox"/> 75 | <input type="checkbox"/> 80 | <input type="checkbox"/> 85 | <input type="checkbox"/> 90 | <input type="checkbox"/> 95 |
| <input type="checkbox"/> 100 | <input type="checkbox"/> 105 | <input type="checkbox"/> 110 | <input type="checkbox"/> 115 | <input type="checkbox"/> 120 | <input type="checkbox"/> 125 | <input type="checkbox"/> 130 |
| <input type="checkbox"/> 135 | <input type="checkbox"/> 140 | <input type="checkbox"/> F.M. | | | | |



| IT PROFILO: | GE PROFILE: | D PROFIL: | F PROFIL: |
|--|--|-----------|-----------|
| <input type="checkbox"/> Argento Luc/Silver Brill/Silber Glanz/Argent brillant | <input type="checkbox"/> Bianco Seta/Silk White/Seide Weiss/Blanc Soie | | |
| <input type="checkbox"/> Argento Sat/Silver Sat/Silber Sat/Argent satiné | | | |

| IT VETRO: | GE GLASS: | D GLAS: | F VERRE: |
|--|---|---------|----------|
| <input type="checkbox"/> Trasparente/Transparent | <input type="checkbox"/> Fascia/Band glass/Glas Band/Verre Bonde | | |
| <input type="checkbox"/> Grigio Europa/Europe grey/Europa grau/gris europe | <input type="checkbox"/> Extra light | | |
| <input type="checkbox"/> Satinato/Satin/Satiniert/Satiné | <input type="checkbox"/> Specchiato/Mirror effect/Verspiegelter Glas/Effet miroir | | |
| <input type="checkbox"/> Piumato/Piumate | | | |



| | | | |
|--|---|--|---|
| <p>R01 COD. RA300162</p> <ul style="list-style-type: none"> IT ANTA BATTENTE GB WING DOOR D SCHWENKTÜR F PORTE BATTANTE |  | <p>R02 COD. RA250230</p> <ul style="list-style-type: none"> IT KIT MONTANTE GB PROFILE KIT D PROFIL KIT F KIT MONTANT |  |
| <p>R03 COD. RA250224</p> <ul style="list-style-type: none"> IT PROFILO COMPENSATORE GB COMPENSATOR PROFILE D AUSGLEICHSPROFIL F PROFIL DE COMPENSATION |  | <p>R04 COD. RA250225</p> <ul style="list-style-type: none"> IT PROFILO MONTANTE GB POST PROFILE D FESTPROFIL F PROFIL MONTANT |  |
| <p>R05 COD. RA200002</p> <ul style="list-style-type: none"> IT KIT PROFILI CALAMITATI GB PROFILES WITH MAGNET KIT D PROFILES MIT MAGNET KIT F KIT PROFIL AIMANTES |  | <p>R06 COD. RA100024</p> <ul style="list-style-type: none"> IT SET MANIGLIA K GB HANDLES SET K D HANDGRIFF SET K F KIT POIGNEE K |  |
| <p>R07 COD. RA400123</p> <ul style="list-style-type: none"> IT KIT TAPPI PROFILO GB COVER KIT D STOPF KIT F KIT CACHES PROFIL |  | <p>R08 COD. RA400124</p> <ul style="list-style-type: none"> IT KIT TAPPI PROFILO GB COVER KIT D STOPF KIT F KIT CACHES PROFIL |  |
| <p>R09 COD. RA400125</p> <ul style="list-style-type: none"> IT KIT PIASTRINE GB PLATES KIT D PLÄTTCHEN KIT F KIT PLAQUETTES |  | <p>R10 COD. RA400126</p> <ul style="list-style-type: none"> IT KIT COVER GB COVER KIT D STOPF KIT F KIT CACHE |  |
| <p>R11 COD. RA350080</p> <ul style="list-style-type: none"> IT KIT BORDINO SALVAGOCCIA GB DRIP CATCHER EDGE KIT D TROPFENFÄNGER PROFIL KIT F BAGUETTE D'ETANCHEITE |  | <p>R12 COD. RA200005</p> <ul style="list-style-type: none"> IT PROFILO PVC GB PROFILE PVC D PROFIL AUS PVC F PROFIL PVC |  |
| <p>R13 COD. RA200177</p> <ul style="list-style-type: none"> IT PROFILO PVC GB PROFILE PVC D PROFIL AUS PVC F PROFIL PVC |  | <p>R14 COD. RA200191</p> <ul style="list-style-type: none"> IT KIT GUARNIZIONI GB GASKET KIT D DICHTUNG KIT F KIT JOINTS | <p>R05 + R12 + R12 + R13</p> |

R15 COD. RA900036 IT KIT FERRAMENTA GB HARDWARE KIT DE EISENWAREN-KIT F KIT QUINCAILLERIE

| | | | |
|---|--|---|---|
|  <p>n°4 pz</p> | <ul style="list-style-type: none"> IT TASSELLO Ø 6mm GB RAWPLUG Ø 6mm DE DÜBEL Ø 6mm F BLOQUER Ø 6mm |  <p>n°4 pz</p> | <ul style="list-style-type: none"> IT VITE TC 4,2X32 GB SCREW TC 4,2X32 DE SCHRAUBE TC 4,2X32 F VIS TC 4,2X32 |
|---|--|---|---|



Specificare sempre l'estensibilità, la finitura del profilo, del vetro ed il verso della parete doccia
 Please specify always extensibility, profile colour, glass type and opening version of the shower cubicle (R or L)
 Verstellbereich, Profilfarbe, Glasvariante und Anschlag der Duschkabine (RE o. LI) immer angeben
 Toujours spécifier l'extensibilité, la finition du profil, la finition du verre et la version de la paroi de douche (droite ou gauche)