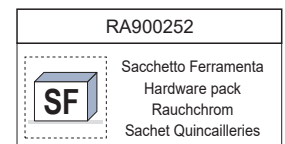


Trattamento protezione vetro
Shower Glass Protect
Glasschutzbehandlung
Traitement protection verre



IT DIMENSIONE LATO: GE SIDE MEASURES: D SEITE ABMESSUNGEN: F DIMENSIONS CÔTE:

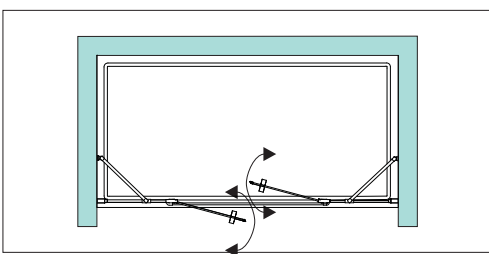
- 140 145 150 155 160 165 170
 175 180 200 F.M.






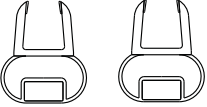



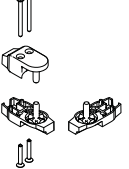

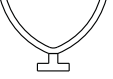
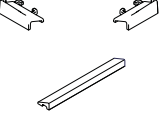
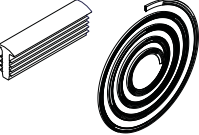
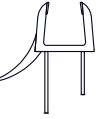
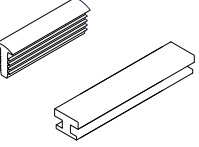

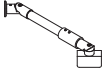
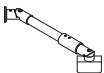
IT PROFILO: GE PROFILE: D PROFIL: F PROFIL:

- Argento Luc/Silver Brill/Silber Glanz/Argent brillant Bianco Seta/Silk White/Seide Weiss/Blanc Soie
 Argento Sat/Silver Sat/Silber Sat/Argent satiné

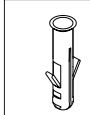
IT VETRO: GE GLASS: D GLAS: F VERRE:





- Trasparente/Transparent Fascia/Band glass/Glas Band/Verre Bonde
 Grigio Europa/Europe grey/Europa grau/gris europe Extra light
 Satinato/Satin/Satinier/Satiné Specchiato/Mirror effect/Verspiegelter Glas/Effet miroir
 Piumato/Piumate



<p>R01 COD. RA300162</p> <ul style="list-style-type: none"> IT ANTA BATTENTE GB WING DOOR D SCHWENKTÜR F PORTE BATTANTE 		<p>R02 COD. RA250226</p> <ul style="list-style-type: none"> IT PROFILO COMPENSATORE GB COMPENSATOR PROFILE D AUSGLEICHSPROFIL F PROFIL DE COMPENSATION 	
<p>R03 COD. RA300164</p> <ul style="list-style-type: none"> IT LATO FISSO GB FIXED SIDE D FIXTEIL F CÔTE FIXE 		<p>R04 COD. RA250228</p> <ul style="list-style-type: none"> IT PROFILO MONTANTE GB POST PROFILE D FESTPROFIL F PROFIL MONTANT 	
<p>R05 COD. RA250227</p> <ul style="list-style-type: none"> IT KIT PROFILO COMPENSATORE GB COMPENSATOR PROFILE KIT D AUSGLEICHSPROFIL KIT F KIT PROFIL DE COMPENSATION 		<p>R06 COD. RA200002</p> <ul style="list-style-type: none"> IT KIT PROFILI CALAMITATI GB PROFILES WITH MAGNET KIT D PROFILES MIT MAGNET KIT F KIT PROFIL AIMANTES 	
<p>R07 COD. RA250229</p> <ul style="list-style-type: none"> IT KIT MONTANTE GB PROFILE KIT D PROFIL KIT F KIT MONTANT 		<p>R08 COD. RA400127</p> <ul style="list-style-type: none"> IT KIT TAPPI PROFILO GB COVER KIT D STOPF KIT F KIT CACHES PROFIL 	
<p>R09 COD. RA100024</p> <ul style="list-style-type: none"> IT SET MANIGLIA K GB HANDLES SET K D HANDGRIFF SET K F KIT POIGNEE K 		<p>R10 COD. RA400128</p> <ul style="list-style-type: none"> IT KIT TAPPI PROFILO GB COVER KIT D STOPF KIT F KIT CACHES PROFIL 	
<p>R11 COD. RA400124</p> <ul style="list-style-type: none"> IT KIT TAPPI PROFILO GB COVER KIT D STOPF KIT F KIT CACHES PROFIL 		<p>R12 COD. RA200005</p> <ul style="list-style-type: none"> IT PROFILO PVC GB PROFILE PVC D PROFIL AUS PVC F PROFIL PVC 	
<p>R13 COD. RA350080</p> <ul style="list-style-type: none"> IT KIT BORDINO SALVAGOCCIA GB DRIP CATCHER EDGE KIT D TROPFENFÄNGER PROFIL KIT F BAGUETTE D'ETANCHEITE 		<p>R14 COD. RA200176</p> <ul style="list-style-type: none"> IT GUARNIZIONE TRASPARENTE (mt.7) GB TRANSPARENT GASKET (mt.7) D TRANSPARENTE DICHTUNG (mt.7) F JOINT TRANSPARENT (mt.7) 	
<p>R15 COD. RA200177</p> <ul style="list-style-type: none"> IT PROFILO PVC GB PROFILE PVC D PROFIL AUS PVC F PROFIL PVC 		<p>R16 COD. RA200185</p> <ul style="list-style-type: none"> IT KIT GUARNIZIONI GB GASKET KIT D DICHTUNG KIT F KIT JOINTS 	
<p>R17 COD. RA200072</p> <ul style="list-style-type: none"> IT PROFILO PVC GB PROFILE PVC D PROFIL AUS PVC F PROFIL PVC 		<p>R18 COD. RA200190</p> <ul style="list-style-type: none"> IT KIT GUARNIZIONI GB GASKET KIT D DICHTUNG KIT F KIT JOINTS 	<p>R06 + R12 + R12 + R14 R15 + R17 + R17</p>
<p>R19 COD. RA151901 (A) - RA151902 (B)</p> <ul style="list-style-type: none"> IT BRACCIO N GB SUPPORT ARM N D TRÄGERARM N F BRAS DE SUPPORT N 	<p>A (L.500) </p> <p>B (L.800) </p>		





R20 COD. RA900036  KIT FERRAMENTA  HARDWARE KIT  EISENWAREN-KIT  KIT QUINCAILLERIE



-  TASSELLO Ø 6mm
-  RAWPLUG Ø 6mm
-  DÜBEL Ø 6mm
-  BLOQUER Ø 6mm

n°4 pz



-  VITE TC 4,2X32
-  SCREW TC 4,2X32
-  SCHRAUBE TC 4,2X32
-  VIS TC 4,2X32

n°4 pz



Specificare sempre l'estensibilità, la finitura del profilo, del vetro ed il verso della parete doccia
 Please specify always extensibility, profile colour, glass type and opening version of the shower cubicle (R or L)
 Verstellbereich, Profilfarbe, Glasvariante und Anschlag der Duschkabine (RE o. LI) immer angeben
 Toujours spécifier l'extensibilité, la finition du profil, la finition du verre et la version de la paroi de douche (droite ou gauche)