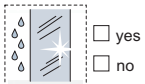
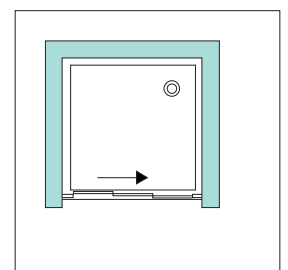





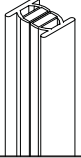
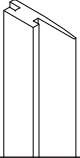
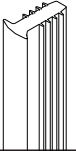
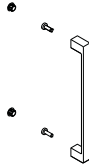
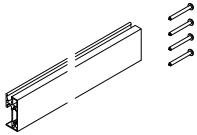

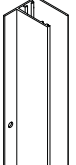
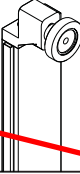
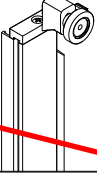

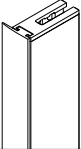
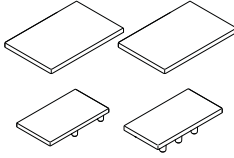
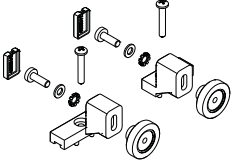
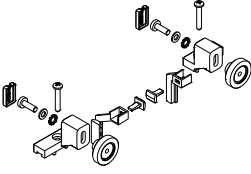
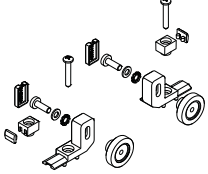
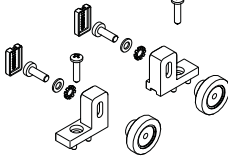

Trattamento protezione vetro
Shower Glass Protect
Glasschutzbehandlung
Traitement protection verre

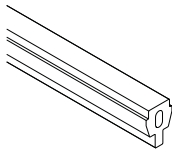
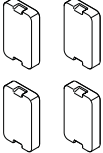
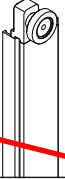


IT DIMENSIONE:	GB MEASURES:	D ABMESSUNGEN:	F DIMENSIONS:
<input type="checkbox"/> 80	<input type="checkbox"/> 85	<input type="checkbox"/> 90	<input type="checkbox"/> 95
<input type="checkbox"/> 100	<input type="checkbox"/> 105	<input type="checkbox"/> 110	<input type="checkbox"/> 115
<input type="checkbox"/> 120	<input type="checkbox"/> 125	<input type="checkbox"/> 130	<input type="checkbox"/> 135
<input type="checkbox"/> 140	<input type="checkbox"/> F.M.		
IT PROFILO:	GB PROFILE:	D PROFIL:	F PROFIL:
<input type="checkbox"/> Bianco/White/Weisses/Blanc	<input type="checkbox"/> Argento Sat/Silver Sat/Silber Sat/Argent satiné		
<input type="checkbox"/> Arg. Semi.Luc/Semi Brill/Silber Halbglanz/Semi-brillant.			
IT VETRO:	GB GLASS:	D GLAS:	F VERRE:
<input type="checkbox"/> Trasparente/Transparent	<input type="checkbox"/> Serigrafato/Serigraphy/Siebgedruckt/Sérigraphié		
<input type="checkbox"/> Piumato/Piumate	<input type="checkbox"/> Crilex/Acrl		







RA900211	
SF	Sacchetto Ferramenta Hardware pack Rauchchrom Sachet Quincailleries



<p>R01 COD. RA300208</p> <ul style="list-style-type: none"> <input type="radio"/> IT LATO FISSO <input type="radio"/> GB FIXED SIDE <input type="radio"/> D FIXTEIL <input type="radio"/> F CÔTE FIXE 		<p>R02 COD. RA300209</p> <ul style="list-style-type: none"> <input type="radio"/> IT ANTA SCORREVOLE <input type="radio"/> GB SLIDING DOOR <input type="radio"/> D SCHIEBETÜREN <input type="radio"/> F PORTE COULISSANTE 	
<p>R03 COD. RA300210</p> <ul style="list-style-type: none"> <input type="radio"/> IT ANTA SCORREVOLE <input type="radio"/> GB SLIDING DOOR <input type="radio"/> D SCHIEBETÜREN <input type="radio"/> F PORTE COULISSANTE 		<p>R04 COD. RA200195</p> <ul style="list-style-type: none"> <input type="radio"/> IT KIT PROFILI CALAMITATI <input type="radio"/> GB PROFILES WITH MAGNET KIT <input type="radio"/> D PROFILS MIT MAGNET KIT <input type="radio"/> F KIT PROFIL AIMANTES 	
<p>R05 COD. RA200196</p> <ul style="list-style-type: none"> <input type="radio"/> IT PROFILO PVC <input type="radio"/> GB PROFILE PVC <input type="radio"/> D PROFIL AUS PVC <input type="radio"/> F PROFIL PVC 		<p>R06 COD. RA200204</p> <ul style="list-style-type: none"> <input type="radio"/> IT PROFILO PVC <input type="radio"/> GB PROFILE PVC <input type="radio"/> D PROFIL AUS PVC <input type="radio"/> F PROFIL PVC 	
<p>R07 COD. RA100025</p> <ul style="list-style-type: none"> <input type="radio"/> IT SET MANIGLIA U <input type="radio"/> GB HANDLES SET U <input type="radio"/> D HANDGRIFF SET U <input type="radio"/> F KIT POIGNEE U 		<p>R08 COD. RA250284</p> <ul style="list-style-type: none"> <input type="radio"/> IT KIT PROFILO BASE <input type="radio"/> GB BASE PROFILE KIT <input type="radio"/> D BASIS PROFIL KIT <input type="radio"/> F KIT PROFIL BASE 	
<p>R09 COD. RA250268</p> <ul style="list-style-type: none"> <input type="radio"/> IT PROFILO MONTANTE <input type="radio"/> GB POST PROFILE <input type="radio"/> D FESTPROFIL <input type="radio"/> F PROFIL MONTANT 		<p>R10 COD. RA250277</p> <ul style="list-style-type: none"> <input type="radio"/> IT PROFILO COMPENSATORE <input type="radio"/> GB COMPENSATOR PROFILE <input type="radio"/> D AUSGLEICHSPROFIL <input type="radio"/> F PROFIL DE COMPENSATION 	
<p>R11 COD. RA250282</p> <ul style="list-style-type: none"> <input type="radio"/> IT PROFILO MONTANTE <input type="radio"/> GB POST PROFILE <input type="radio"/> D FESTPROFIL <input type="radio"/> F PROFIL MONTANT 		<p>R12 COD. RA250297</p> <ul style="list-style-type: none"> <input type="radio"/> IT PROFILO MONTANTE <input type="radio"/> GB POST PROFILE <input type="radio"/> D FESTPROFIL <input type="radio"/> F PROFIL MONTANT 	
<p>R13 COD. RA250298</p> <ul style="list-style-type: none"> <input type="radio"/> IT PROFILO MONTANTE <input type="radio"/> GB POST PROFILE <input type="radio"/> D FESTPROFIL <input type="radio"/> F PROFIL MONTANT 		<p>R14 COD. RA250273</p> <ul style="list-style-type: none"> <input type="radio"/> IT KIT MONTANTE <input type="radio"/> GB PROFILE KIT <input type="radio"/> D PROFIL KIT <input type="radio"/> F KIT MONTANT 	
<p>R15 COD. RA400142</p> <ul style="list-style-type: none"> <input type="radio"/> IT KIT TAPPI PROFILO <input type="radio"/> GB COVER KIT <input type="radio"/> D STOPF KIT <input type="radio"/> F KIT CACHES PROFIL 		<p>R16 COD. RA850047</p> <ul style="list-style-type: none"> <input type="radio"/> IT KIT CARRELLO MERCURIO 2AS <input type="radio"/> GB SLIDING KIT MERCURIO 2SD <input type="radio"/> D KOMPLETT ROLLE MIT GLEITEN KIT MERCURIO 2GT <input type="radio"/> F KIT ROULETTES MERCURIO 2PC 	
<p>R17 COD. RA850048</p> <ul style="list-style-type: none"> <input type="radio"/> IT KIT CARRELLO MERCURIO 2AS <input type="radio"/> GB SLIDING KIT MERCURIO 2SD <input type="radio"/> D KOMPLETT ROLLE MIT GLEITEN KIT MERCURIO 2GT <input type="radio"/> F KIT ROULETTES MERCURIO 2PC 		<p>R18 COD. RA850049</p> <ul style="list-style-type: none"> <input type="radio"/> IT KIT CARRELLO MERCURIO 2AS <input type="radio"/> GB SLIDING KIT MERCURIO 2SD <input type="radio"/> D KOMPLETT ROLLE MIT GLEITEN KIT MERCURIO 2GT <input type="radio"/> F KIT ROULETTES MERCURIO 2PC 	
<p>R19 COD. RA850043</p> <ul style="list-style-type: none"> <input type="radio"/> IT KIT CARRELLO MERCURIO Q-R <input type="radio"/> GB SLIDING KIT MERCURIO SQ-RT <input type="radio"/> D KOMPLETT ROLLE MIT GLEITEN KIT MERCURIO QT-RT <input type="radio"/> F KIT ROULETTES MERCURIO C-R 		<p>R20 COD. RA250285</p> <ul style="list-style-type: none"> <input type="radio"/> IT PROFILO MONTANTE <input type="radio"/> GB POST PROFILE <input type="radio"/> D FESTPROFIL <input type="radio"/> F PROFIL MONTANT 	

<p>R21 COD. RA200197</p> <ul style="list-style-type: none"> IT PROFILO PVC GB PROFILE PVC D PROFIL AUS PVC F PROFIL PVC 		<p>R22 COD. RA400141</p> <ul style="list-style-type: none"> IT KIT TAPPI GB COVER KIT D STOPF KIT F KIT CACHES 	
<p>R23 COD. RA200198</p> <ul style="list-style-type: none"> IT KIT GUARNIZIONI GB GASKET KIT D DICHTUNG KIT F KIT JOINTS 	<p>R04 + R05 + R06 + R21</p>	<p>R24 COD. RA250272</p> <ul style="list-style-type: none"> IT PROFILO MONTANTE GB POST PROFILE D FESTPROFIL F PROFIL MONTANT 	

R25 COD. RA900042 IT KIT FERRAMENTA GB HARDWARE KIT DE EISENWAREN-KIT F KIT QUINCAILLERIE

 <ul style="list-style-type: none"> IT TASSELLO Ø 6mm GB RAWPLUG Ø 6mm DE DÜBEL Ø 6mm F BLOQUER Ø 6mm <p>n°4 pz</p>	 <ul style="list-style-type: none"> IT VITE TC 4,2X32 GB SCREW TC 4,2X32 DE SCHRAUBE TC 4,2X32 F VIS TC 4,2X32 <p>n°4 pz</p>	 <ul style="list-style-type: none"> IT SOTTOCAPPUCCIO PER VITE GB UNDER CAP FOR SCREW D UNTER KAPPE FÜR SCHRAUBE F SOUS COUVERCLE POUR VIS <p>n°8 pz</p>	 <ul style="list-style-type: none"> IT CAPPuccio PER VITE GB CAP FOR SCREW D KAPPE FÜR SCHRAUBE F COUVERCLE POUR VIS <p>n°8 pz</p>
 <ul style="list-style-type: none"> IT VITE TC+ 3,5X9,5 GB SCREW TC+ 3,5X9,5 D SCHRAUBE TC+ 3,5X9,5 F VIS TC+ 3,5X9,5 <p>n°4 pz</p>	 <ul style="list-style-type: none"> IT TAPPI GB COVER DE STOPF F CACHES <p>n°4 pz</p>		