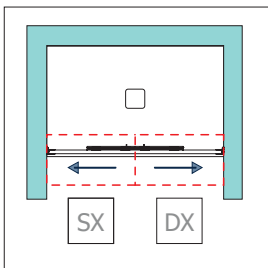


Trattamento protezione vetro
Shower Glass Protect
Glasschutzbehandlung
Traitement protection verre

- SGP
- GSS



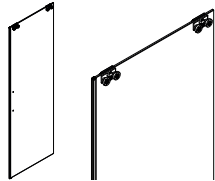

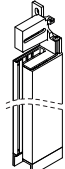
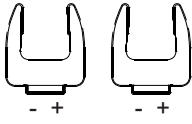
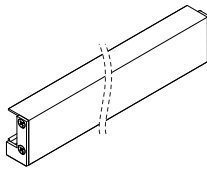
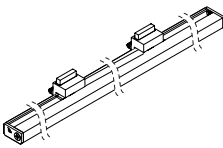
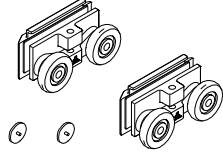
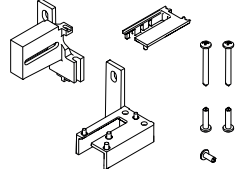
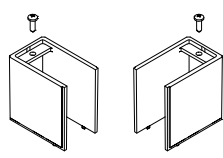

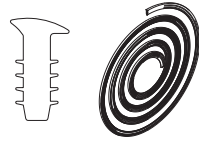
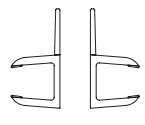
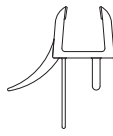
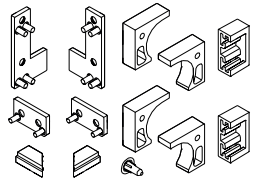
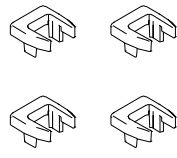

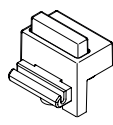
ESTENSIBILITA':	EXTENSIBILITY:	DEHNBARKEIT:	EXTENSIBILITE:
<input type="checkbox"/> 127,5-131,5	<input type="checkbox"/> 132,5-136,5	<input type="checkbox"/> 137,5-141,5	<input type="checkbox"/> 142,5-146,5
<input type="checkbox"/> 152,5-156,5	<input type="checkbox"/> 157,5-161,5	<input type="checkbox"/> 162,5-166,5	<input type="checkbox"/> 167,5-171,5
<input type="checkbox"/> 177,5-181,5	<input type="checkbox"/> 182,5-186,5	<input type="checkbox"/> 187,5-191,5	<input type="checkbox"/> 192,5-196,5
<input type="checkbox"/> F.M.			<input type="checkbox"/> 197,5-201,5

PROFILO:	PROFILE:	PROFIL:	PROFIL:
<input type="checkbox"/> Argento Luc/Silver Brill/Silber Glanz/Argent brillant	<input type="checkbox"/> Alublack		

VETRO:	GLASS:	GLAS:	VERRE:
<input type="checkbox"/> Trasparente/Transparent	<input type="checkbox"/> Fascia/Band glass/Glas Band/Verre Bonde		
<input type="checkbox"/> Piumato/Piumate	<input type="checkbox"/> Satinato/Satin/Satiniert/Satiné		

COD. RA900176

SF Sacchetto Ferramenta
Hardware pack
Rauchchrom
Sachet Quincailleries

<p>R01 COD. RA300267</p> <ul style="list-style-type: none"> IT ANTA SCORREVOLE EN SLIDING DOOR DE SCHIEBETÜREN FR PORTE COULISSANTE 		<p>R02 COD. RA300266</p> <ul style="list-style-type: none"> IT VETRO FISSO EN FIXED SIDE DE FIXTEIL FR CÔTE FIXE 	
<p>R03 COD. RA250365</p> <ul style="list-style-type: none"> IT KIT PROFILO COMPENSATORE EN COMPENSATOR PROFILE KIT DE AUSGLEICHSPROFIL FR PROFIL DE COMPENSATION 		<p>R04 COD. RA250183</p> <ul style="list-style-type: none"> IT KIT PROFILI CALAMITATI EN PROFILES WITH MAGNET KIT DE PROFILES MIT MAGNET KIT FR KIT PROFILS AIMANTES 	
<p>R05 COD. RA250374</p> <ul style="list-style-type: none"> IT KIT PROFILO BASE SUPERIORE EN TOP BASE PROFILE KIT DE OBERES PROFIL FR KIT PROFIL BASE SUPERIEURE 		<p>R06 COD. RA250375</p> <ul style="list-style-type: none"> IT KIT PROFILO BASE INFERIORE EN BOTTOM BASE PROFILE KIT DE UNTERES PROFIL FR KIT PROFIL BASE INFERIEURE 	
<p>R07 COD. RA850042</p> <ul style="list-style-type: none"> IT KIT CARRELLI EN SLIDINGS KIT DE GLEITUNGEN KIT FR KIT ROULETTES 		<p>R08 COD. RA400181</p> <ul style="list-style-type: none"> IT KIT TAPPI PROFILO EN COVER KIT DE STOPF KIT FR KIT CACHES PROFIL 	
<p>R09 COD. RA400182</p> <ul style="list-style-type: none"> IT KIT TAPPI PROFILO EN COVER KIT DE STOPF KIT FR KIT CACHES PROFIL 		<p>R10 COD. RA100029</p> <ul style="list-style-type: none"> IT SET MANIGLIA W EN HANDLES SET W DE HANDGRIFF SET W FR KIT POIGNÉE W 	
<p>R11 COD. RA200204</p> <ul style="list-style-type: none"> IT GUARNIZIONE TRASPARENTE (mt.2,1) EN TRANSPARENT GASKET (mt.2,1) DE TRANSPARENTE DICHTUNG (mt.2,1) FR JOINT TRANSPARENT (mt.2,1) 		<p>R12 COD. RA200167</p> <ul style="list-style-type: none"> IT KIT GUARNIZIONI EN GASKET KIT DE DICHTUNG KIT FR KIT JOINTS 	
<p>R13 COD. RA200168</p> <ul style="list-style-type: none"> IT PROFILO PVC EN PROFILE PVC DE PROFIL AUS PVC FR PROFIL PVC 		<p>R14 COD. RA400179</p> <ul style="list-style-type: none"> IT KIT TAPPI E FINECORSA EN PLUGS-KIT & END-PART OF THE SLIDING-RAIL-PROFILES DE STOPFEN-SET U. ENDTEILE DER GLEITSTANGE FR KIT BOUCHONS ET BOUTÉE DE FIN DE COURSE 	
<p>R15 COD. RA400161</p> <ul style="list-style-type: none"> IT KIT TAPPI PROFILO EN COVER KIT DE STOPF KIT FR KIT CACHES PROFIL 		<p>R16 COD. RA400178</p> <ul style="list-style-type: none"> IT KIT TAPPI EN COVER KIT DE STOPF KIT FR KIT CACHES PROFIL 	
<p>R17 COD. RA400201</p> <ul style="list-style-type: none"> IT KIT SGANCIO ANTA EN DOOR GLASS RELEASE KIT DE SCHNELLEN AUSHÄNGEN DER TÜR FR KIT DE DÉCROCHAGE PORTE 		<p>R18 COD. RA200232</p> <ul style="list-style-type: none"> IT KIT GUARNIZIONI EN GASKET KIT DE DICHTUNG KIT FR KIT JOINTS 	<p>R11 + R11 + R11 + R11 + R12 + R12 + R13</p>



Specificare sempre l'estensibilità, la finitura del profilo, del vetro ed il verso della parete doccia
Please specify always extensibility, profile colour, glass type and opening version of the shower cubicle (R or L)
Verstellbereich, Profilarfarbe, Glasvariante und Anschlag der Duschkabine (RE o. LI) immer angeben
Toujours spécifier l'extensibilité, la finition du profil, la finition du verre et la version de la paroi de douche (droite ou gauche)

R19

COD. RA900145



KIT FERRAMENTA



HARDWARE KIT



EISENWAREN-KIT



KIT QUINCAILLERIE

	TASSELLO Ø 6mm
	RAWPLUG Ø 6mm
	DÜBEL Ø 6mm
	BLOQUER Ø 6mm
n°04 pz	

	VITE 4,2X32 TCC
	SCREW 4,2X32 TCC
	SCHRAUBE 4,2X32 TCC
	VIS 4,2X32 TCC
n°04 pz	

	SOTTOCAPPUCCIO PER VITE
	UNDER CAP FOR SCREW
	UNTER KAPPE FÜR SCHRAUBE
	SOUS COUVERCLE POUR VIS
n°04 pz	

	CAPPuccio PER VITE
	CAP FOR SCREW
	KAPPE FÜR SCHRAUBE
	COUVERCLE POUR VIS
n°04 pz	

	VITE 2,9X9,5 TCC
	SCREW 2,9X9,5 TCC
	SCHRAUBE 2,9X9,5 TCC
	VIS 2,9X9,5 TCC
n°02 pz	

	VITE 3,5X9,5 TCC
	SCREW 3,5X9,5 TCC
	SCHRAUBE 3,5X9,5 TCC
	VIS 3,5X9,5 TCC
n°04 pz	



Specificare sempre l'estensibilità, la finitura del profilo, del vetro ed il verso della parete doccia
Please specify always extensibility, profile colour, glass type and opening version of the shower cubicle (R or L)
Verstellbereich, Profilfarbe, Glasvariante und Anschlag der Duschkabine (RE o. LI) immer angeben
Toujours spécifier l'extensibilité, la finition du profil, la finition du verre et la version de la paroi de douche (droite ou gauche)