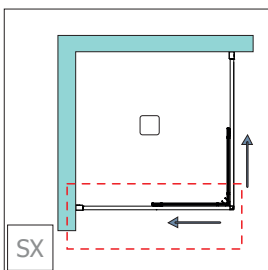
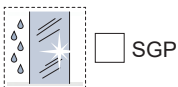


Trattamento protezione vetro  
Shower Glass Protect  
Glasschutzbehandlung  
Traitement protection verre



ESTENSIBILITA':	EXTENSIBILITY:	DEHNBARKEIT:	EXTENSIBILITE:
<input type="checkbox"/> 62,5-65	<input type="checkbox"/> 67,5-70	<input type="checkbox"/> 70-72,5	<input type="checkbox"/> 72,5-75
<input type="checkbox"/> 82,5-85	<input type="checkbox"/> 87,5-90	<input type="checkbox"/> 92,5-95	<input type="checkbox"/> 97,5-100
<input type="checkbox"/> 107,5-110	<input type="checkbox"/> 112,5-115	<input type="checkbox"/> 117,5-120	<input type="checkbox"/> F.M.

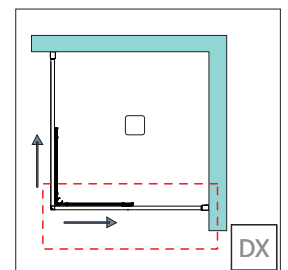
PROFILO:	PROFILE:	PROFIL:	PROFIL:
<input type="checkbox"/> Argento Luc/Silver Brill/Silber Glanz/Argent brillant	<input type="checkbox"/> Cromo fumè/Smoked chrome/Rauchchrom/Chrome fumé		
<input type="checkbox"/> Bianco/white/weiß/blanc	<input type="checkbox"/> Arblu opaco/mat/matt-lackiert/mat		
<input type="checkbox"/> RAL opaco/mat/matt-lackiert/mat			

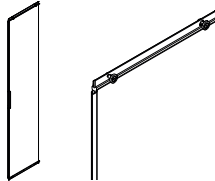
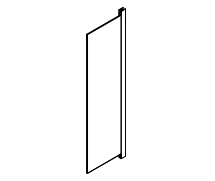
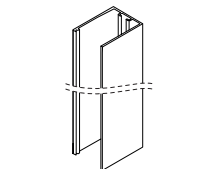
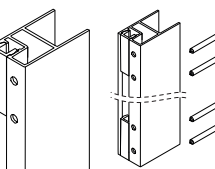
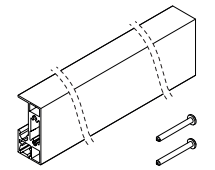
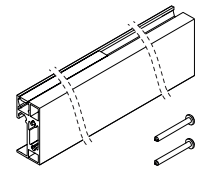
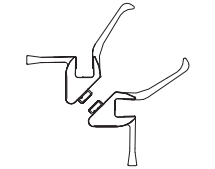
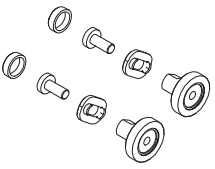
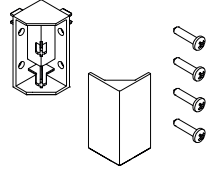
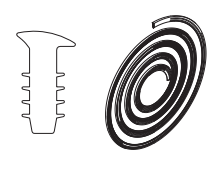
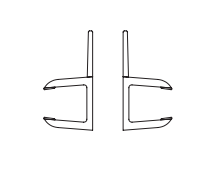
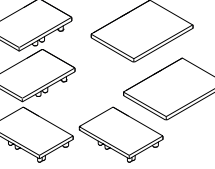
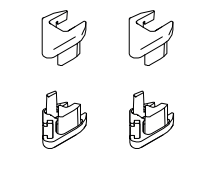
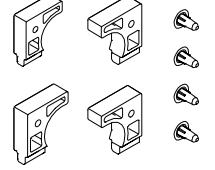
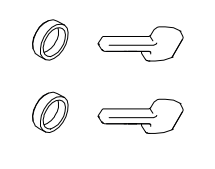
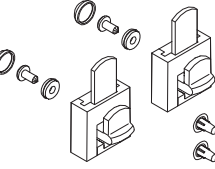
  

VETRO:	GLASS:	GLAS:	VERRE:
<input type="checkbox"/> Trasparente/Transparent	<input type="checkbox"/> Piumato/Piumate		
<input type="checkbox"/> Satinato/Satin/Satiniert/Satiné			

COD. RA900148

**SF** Sacchetto Ferramenta  
Hardware pack  
Rauchchrom  
Sachet Quincailleries



<p><b>R01</b> COD. RA300274</p> <ul style="list-style-type: none"> <li><span>IT</span> ANTA SCORREVOLE</li> <li><span>EN</span> SLIDING DOOR</li> <li><span>DE</span> SCHIEBETÜREN</li> <li><span>FR</span> PORTE COULISSANTE</li> </ul>		<p><b>R02</b> COD. RA300272</p> <ul style="list-style-type: none"> <li><span>IT</span> VETRO FISSO</li> <li><span>EN</span> FIXED SIDE</li> <li><span>DE</span> FIXTEIL</li> <li><span>FR</span> CÔTE FIXE</li> </ul>	
<p><b>R03</b> COD. RA250376</p> <ul style="list-style-type: none"> <li><span>IT</span> PROFILO COMPENSATORE</li> <li><span>EN</span> COMPENSATOR PROFILE</li> <li><span>DE</span> AUSGLEICHSPROFIL</li> <li><span>FR</span> PROFIL DE COMPENSATION</li> </ul>		<p><b>R04</b> COD. RA250377</p> <ul style="list-style-type: none"> <li><span>IT</span> PROFILO MONTANTE</li> <li><span>EN</span> POST PROFILE</li> <li><span>DE</span> FESTPROFIL</li> <li><span>FR</span> PROFIL MONTANT</li> </ul>	
<p><b>R05</b> COD. RA250380</p> <ul style="list-style-type: none"> <li><span>IT</span> KIT PROFILO BASE SUPERIORE</li> <li><span>EN</span> TOP BASE PROFILE</li> <li><span>DE</span> OBERES PROFIL</li> <li><span>FR</span> PROFIL BASE SUPERIEURE</li> </ul>		<p><b>R06</b> COD. RA250378</p> <ul style="list-style-type: none"> <li><span>IT</span> KIT PROFILO BASE INFERIORE</li> <li><span>EN</span> BOTTOM BASE PROFILE</li> <li><span>DE</span> UNTERES PROFIL</li> <li><span>FR</span> PROFIL BASE INFERIEURE</li> </ul>	
<p><b>R07</b> COD. RA250341</p> <ul style="list-style-type: none"> <li><span>IT</span> KIT PROFILI CALAMITATI</li> <li><span>EN</span> PROFILES WITH MAGNET KIT</li> <li><span>DE</span> PROFILS MIT MAGNET KIT</li> <li><span>FR</span> KIT PROFILS AIMANTES</li> </ul>		<p><b>R08</b> COD. RA850052</p> <ul style="list-style-type: none"> <li><span>IT</span> KIT CARRELLI</li> <li><span>EN</span> SLIDINGS KIT</li> <li><span>DE</span> GLEITUNGEN KIT</li> <li><span>FR</span> KIT ROULETTES</li> </ul>	
<p><b>R09</b> COD. RA400186</p> <ul style="list-style-type: none"> <li><span>IT</span> KIT CURVA PROFILO</li> <li><span>EN</span> CURVED PROFILE KIT</li> <li><span>DE</span> GEBOGENES PROFIL KIT</li> <li><span>FR</span> KIT COURBE PROFIL</li> </ul>		<p><b>R10</b> COD. RA200204</p> <ul style="list-style-type: none"> <li><span>IT</span> GUARNIZIONE TRASPARENTE (mt.2,1)</li> <li><span>EN</span> TRANSPARENT GASKET (mt.2,1)</li> <li><span>DE</span> TRANSPARENTE DICHTUNG (mt.2,1)</li> <li><span>FR</span> JOINT TRANSPARENT (mt.2,1)</li> </ul>	
<p><b>R11</b> COD. RA200223</p> <ul style="list-style-type: none"> <li><span>IT</span> KIT GUARNIZIONI</li> <li><span>EN</span> GASKET KIT</li> <li><span>DE</span> DICHTUNG KIT</li> <li><span>FR</span> KIT JOINTS</li> </ul>		<p><b>R12</b> COD. RA400187</p> <ul style="list-style-type: none"> <li><span>IT</span> KIT TAPPI PROFILO</li> <li><span>EN</span> COVER KIT</li> <li><span>DE</span> STOPF KIT</li> <li><span>FR</span> KIT CACHES PROFIL</li> </ul>	
<p><b>R13</b> COD. RA400159</p> <ul style="list-style-type: none"> <li><span>IT</span> KIT TAPPI PROFILO</li> <li><span>EN</span> COVER KIT</li> <li><span>DE</span> STOPF KIT</li> <li><span>FR</span> KIT CACHES PROFIL</li> </ul>		<p><b>R14</b> COD. RA400189</p> <ul style="list-style-type: none"> <li><span>IT</span> KIT TAPPI E FINECORSA</li> <li><span>EN</span> PLUGS-KIT &amp; END-PART OF THE SLIDING-RAIL-PROFILES</li> <li><span>DE</span> STOPFEN-SET U. ENDTEILE DER GLEITSTANGE</li> <li><span>FR</span> KIT BOUCHONS ET BOUTÉE DE FIN DE COURSE</li> </ul>	
<p><b>R15</b> COD. RA400190</p> <ul style="list-style-type: none"> <li><span>IT</span> KIT TAPPI</li> <li><span>EN</span> PLUGS-KIT</li> <li><span>DE</span> STOPFEN-SET</li> <li><span>FR</span> KIT BOUCHONS</li> </ul>		<p><b>R16</b> COD. RA850057</p> <ul style="list-style-type: none"> <li><span>IT</span> CARRELLI VEGA AS</li> <li><span>EN</span> SLIDING VEGA SD</li> <li><span>DE</span> GLEITUNGEN VEGA GT</li> <li><span>FR</span> ROULETTE VEGA PC</li> </ul>	
<p><b>R17</b> COD. RA200235</p> <ul style="list-style-type: none"> <li><span>IT</span> KIT GUARNIZIONI</li> <li><span>EN</span> GASKET KIT</li> <li><span>DE</span> DICHTUNG KIT</li> <li><span>FR</span> KIT JOINTS</li> </ul>	<p>R10 x 6 R11 x 2</p>		



Specificare sempre l'estensibilità, la finitura del profilo, del vetro ed il verso della parete doccia  
Please specify always extensibility, profile colour, glass type and opening version of the shower cubicle (R or L)  
Verstellbereich, Profilfarbe, Glasvariante und Anschlag der Duschkabine (RE o. LI) immer angeben  
Toujours spécifier l'extensibilité, la finition du profil, la finition du verre et la version de la paroi de douche (droite ou gauche)

R18

COD. RA900146

IT KIT FERRAMENTA

EN HARDWARE KIT

DE EISENWAREN-KIT

FR KIT QUINCAILLERIE

	IT TASSELLO Ø 6mm
	EN RAWPLUG Ø 6mm
	DE DÜBEL Ø 6mm
	FR BLOQUER Ø 6mm
n°05 pz	

	IT RONDELLA IN METALLO
	EN METALLIC WASHER
	DE SCHEIBE AUS METALL
	FR RONDELLE METALLIQUE
n°05 pz	

	IT VITE TCC 4,2X32
	EN SCREW TCC 4,2X32
	DE SCHRAUBE TCC 4,2X32
	FR VIS TCC 4,2X32
n°05 pz	

	IT VITE TCC 3,5X16
	EN SCREW TCC 3,5X16
	DE SCHRAUBE TCC 3,5X16
	FR VIS TCC 3,5X16
n°08 pz	

	IT VITE TCC 3,5X8
	EN SCREW TCC 3,5X8
	DE SCHRAUBE TCC 3,5X8
	FR VIS TCC 3,5X8
n°04 pz	

	IT SOTTOCAPPUCCIO PER VITE
	EN UNDER CAP FOR SCREW
	DE UNTER KAPPE FÜR SCHRAUBE
	FR SOUS COUVERCLE POUR VIS
n°04 pz	

	IT CAPPUCCIO PER VITE
	EN CAP FOR SCREW
	DE KAPPE FÜR SCHRAUBE
	FR COUVERCLE POUR VIS
n°04 pz	

	IT VITE TCC 3,5X32
	EN SCREW TCC 3,5X32
	DE SCHRAUBE TCC 3,5X32
	FR VIS TCC 3,5X32
n°08 pz	



Specificare sempre l'estensibilità, la finitura del profilo, del vetro ed il verso della parete doccia  
 Please specify always extensibility, profile colour, glass type and opening version of the shower cubicle (R or L)  
 Verstellbereich, Profilfarbe, Glasvariante und Anschlag der Duschkabine (RE o. LI) immer angeben  
 Toujours spécifier l'extensibilité, la finition du profil, la finition du verre et la version de la paroi de douche (droite ou gauche)