

Trattamento protezione vetro  
Shower Glass Protect  
Glasschutzbehandlung  
Traitement protection verre



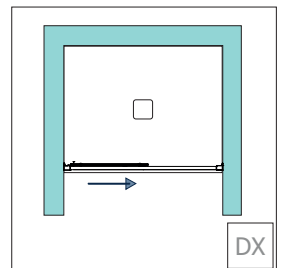
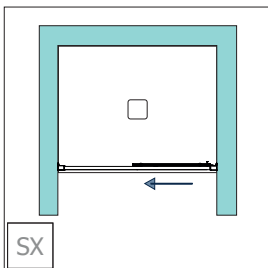
ESTENSIBILITA':	EXTENSIBILITY:	DEHNBARKEIT:	EXTENSIBILITE:
<input type="checkbox"/> 97,5-102,5	<input type="checkbox"/> 102,5-107,5	<input type="checkbox"/> 107,5-112,5	<input type="checkbox"/> 112,5-117,5
<input type="checkbox"/> 122,5-127,5	<input type="checkbox"/> 127,5-132,5	<input type="checkbox"/> 132,5-137,5	<input type="checkbox"/> 137,5-142,5
<input type="checkbox"/> 147,5-152,5	<input type="checkbox"/> 152,5-157,5	<input type="checkbox"/> 157,5-162,5	<input type="checkbox"/> 162,5-167,5
<input type="checkbox"/> 167,5-172,5			

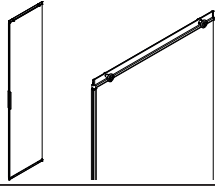
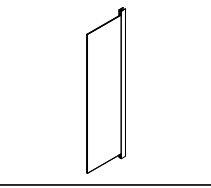
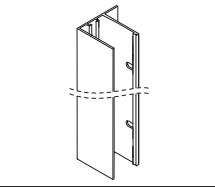
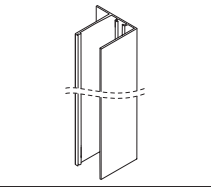
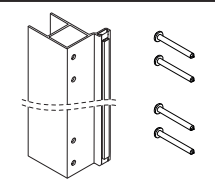
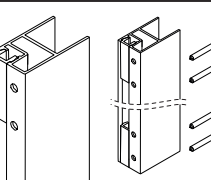
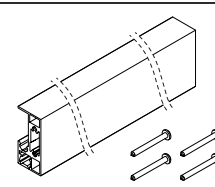
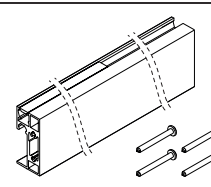
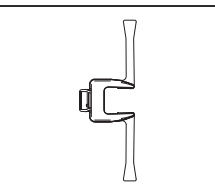
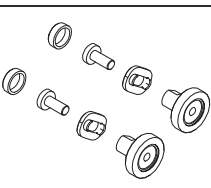
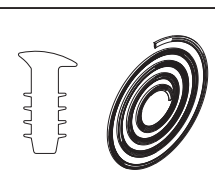
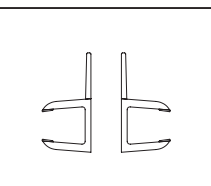
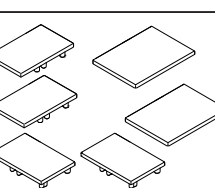
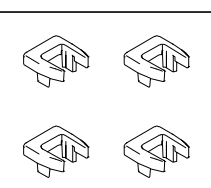
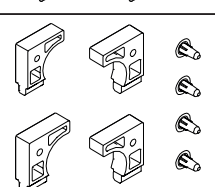
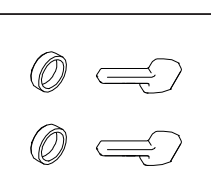
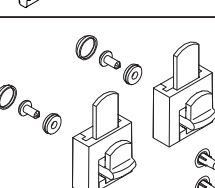
PROFILO:	PROFILE:	PROFIL:	PROFIL:
<input type="checkbox"/> Argento Luc/Silver Brill/Silber Glanz/Argent brillant	<input type="checkbox"/> Cromo fumè/Smoked chrome/Rauchchrom/Chrome fumé		
<input type="checkbox"/> Bianco/white/weiß/blanc	<input type="checkbox"/> Arblu opaco/mat/matt-lackiert/mat		
<input type="checkbox"/> RAL opaco/mat/matt-lackiert/mat			

VETRO:	GLASS:	GLAS:	VERRE:
<input type="checkbox"/> Trasparente/Transparent	<input type="checkbox"/> Piumato/Piumate		
<input type="checkbox"/> Satinato/Satin/Satiniert/Satiné			

COD. RA900150

**SF** Sacchetto Ferramenta  
Hardware pack  
Rauchchrom  
Sachet Quincailleries



<p>R01 COD. RA300271</p> <ul style="list-style-type: none"> <li><span>IT</span> ANTA SCORREVOLE</li> <li><span>EN</span> SLIDING DOOR</li> <li><span>DE</span> SCHIEBETÜREN</li> <li><span>FR</span> PORTE COULISSANTE</li> </ul>		<p>R02 COD. RA300272</p> <ul style="list-style-type: none"> <li><span>IT</span> VETRO FISSO</li> <li><span>EN</span> FIXED SIDE</li> <li><span>DE</span> FIXTEIL</li> <li><span>FR</span> CÔTE FIXE</li> </ul>	
<p>R03 COD. RA250388</p> <ul style="list-style-type: none"> <li><span>IT</span> PROFILO COMPENSATORE</li> <li><span>EN</span> COMPENSATOR PROFILE</li> <li><span>DE</span> AUSGLEICHSPROFIL</li> <li><span>FR</span> PROFIL DE COMPENSATION</li> </ul>		<p>R04 COD. RA250387</p> <ul style="list-style-type: none"> <li><span>IT</span> PROFILO COMPENSATORE</li> <li><span>EN</span> COMPENSATOR PROFILE</li> <li><span>DE</span> AUSGLEICHSPROFIL</li> <li><span>FR</span> PROFIL DE COMPENSATION</li> </ul>	
<p>R05 COD. RA250389</p> <ul style="list-style-type: none"> <li><span>IT</span> PROFILO MONTANTE</li> <li><span>EN</span> POST PROFILE</li> <li><span>DE</span> FESTPROFIL</li> <li><span>FR</span> PROFIL MONTANT</li> </ul>		<p>R06 COD. RA250377</p> <ul style="list-style-type: none"> <li><span>IT</span> PROFILO MONTANTE</li> <li><span>EN</span> POST PROFILE</li> <li><span>DE</span> FESTPROFIL</li> <li><span>FR</span> PROFIL MONTANT</li> </ul>	
<p>R07 COD. RA250390</p> <ul style="list-style-type: none"> <li><span>IT</span> KIT PROFILO BASE SUPERIORE</li> <li><span>EN</span> TOP BASE PROFILE</li> <li><span>DE</span> OBERES PROFIL</li> <li><span>FR</span> PROFIL BASE SUPERIEURE</li> </ul>		<p>R08 COD. RA250391</p> <ul style="list-style-type: none"> <li><span>IT</span> KIT PROFILO BASE INFERIORE</li> <li><span>EN</span> BOTTOM BASE PROFILE</li> <li><span>DE</span> UNTERES PROFIL</li> <li><span>FR</span> PROFIL BASE INFERIEURE</li> </ul>	
<p>R09 COD. RA250343</p> <ul style="list-style-type: none"> <li><span>IT</span> KIT PROFILO CALAMITATO</li> <li><span>EN</span> PROFILE WITH MAGNET KIT</li> <li><span>DE</span> PROFIL MIT MAGNET KIT</li> <li><span>FR</span> KIT PROFIL AIMANTE</li> </ul>		<p>R10 COD. RA850052</p> <ul style="list-style-type: none"> <li><span>IT</span> KIT CARRELLI</li> <li><span>EN</span> SLIDINGS KIT</li> <li><span>DE</span> GLEITUNGEN KIT</li> <li><span>FR</span> KIT ROULETTES</li> </ul>	
<p>R11 COD. RA200204</p> <ul style="list-style-type: none"> <li><span>IT</span> GUARNIZIONE TRASPARENTE (mt.2,1)</li> <li><span>EN</span> TRANSPARENT GASKET (mt.2,1)</li> <li><span>DE</span> TRANSPARENTE DICHTUNG (mt.2,1)</li> <li><span>FR</span> JOINT TRANSPARENT (mt.2,1)</li> </ul>		<p>R12 COD. RA200223</p> <ul style="list-style-type: none"> <li><span>IT</span> KIT GUARNIZIONI</li> <li><span>EN</span> GASKET KIT</li> <li><span>DE</span> DICHTUNG KIT</li> <li><span>FR</span> KIT JOINTS</li> </ul>	
<p>R13 COD. RA400187</p> <ul style="list-style-type: none"> <li><span>IT</span> KIT TAPPI PROFILO</li> <li><span>EN</span> COVER KIT</li> <li><span>DE</span> STOPF KIT</li> <li><span>FR</span> KIT CACHES PROFIL</li> </ul>		<p>R14 COD. RA400161</p> <ul style="list-style-type: none"> <li><span>IT</span> KIT TAPPI PROFILO</li> <li><span>EN</span> COVER KIT</li> <li><span>DE</span> STOPF KIT</li> <li><span>FR</span> KIT CACHES PROFIL</li> </ul>	
<p>R15 COD. RA400189</p> <ul style="list-style-type: none"> <li><span>IT</span> KIT TAPPI E FINECORSA</li> <li><span>EN</span> PLUGS-KIT &amp; END-PART OF THE SLIDING-RAIL-PROFILES</li> <li><span>DE</span> STOPFEN-SET U. ENDTEILE DER GLEITSTANGE</li> <li><span>FR</span> KIT BOUCHONS ET BOUTÉE DE FIN DE COURSE</li> </ul>		<p>R16 COD. RA400190</p> <ul style="list-style-type: none"> <li><span>IT</span> KIT TAPPI</li> <li><span>EN</span> PLUGS-KIT</li> <li><span>DE</span> STOPFEN-SET</li> <li><span>FR</span> KIT BOUCHONS</li> </ul>	
<p>R17 COD. RA850057</p> <ul style="list-style-type: none"> <li><span>IT</span> CARRELLI VEGA AS</li> <li><span>EN</span> SLIDING VEGA SD</li> <li><span>DE</span> GLEITUNGEN VEGA GT</li> <li><span>FR</span> ROULETTE VEGA PC</li> </ul>		<p>R18 COD. RA200236</p> <ul style="list-style-type: none"> <li><span>IT</span> KIT GUARNIZIONI</li> <li><span>EN</span> GASKET KIT</li> <li><span>DE</span> DICHTUNG KIT</li> <li><span>FR</span> KIT JOINTS</li> </ul>	<p>R11 x 3 R12 x 1</p>



Specificare sempre l'estensibilità, la finitura del profilo, del vetro ed il verso della parete doccia  
Please specify always extensibility, profile colour, glass type and opening version of the shower cubicle (R or L)  
Verstellbereich, Profilarfarbe, Glasvariante und Anschlag der Duschkabine (RE o. LI) immer angeben  
Toujours spécifier l'extensibilité, la finition du profil, la finition du verre et la version de la paroi de douche (droite ou gauche)

R19

COD. RA900149



KIT FERRAMENTA



HARDWARE KIT



EISENWAREN-KIT



KIT QUINCAILLERIE

		TASSELLO Ø 6mm
		RAWPLUG Ø 6mm
		DÜBEL Ø 6mm
		BLOQUER Ø 6mm
<b>n°04 pz</b>		

		VITE TCC 4,2X16
		SCREW TCC 4,2X16
		SCHRAUBE TCC 4,2X16
		VIS TCC 4,2X16
<b>n°04 pz</b>		

		SOTTOCAPPUCCIO PER VITE
		UNDER CAP FOR SCREW
		UNTER KAPPE FÜR SCHRAUBE
		SOUS COUVERCLE POUR VIS
<b>n°10 pz</b>		

		CAPPUCCIO PER VITE
		CAP FOR SCREW
		KAPPE FÜR SCHRAUBE
		COUVERCLE POUR VIS
<b>n°10 pz</b>		

		VITE TCC 3,9X9,5
		SCREW TCC 3,9X9,5
		SCHRAUBE TCC 3,9X9,5
		VIS TCC 3,9X9,5
<b>n°04 pz</b>		

		VITE TCC 3,5X8
		SCREW TCC 3,5X8
		SCHRAUBE TCC 3,5X8
		VIS TCC 3,5X8
<b>n°02 pz</b>		

		VITE TCC 3,5X32
		SCREW TCC 3,5X32
		SCHRAUBE TCC 3,5X32
		VIS TCC 3,5X32
<b>n°08 pz</b>		



Specificare sempre l'estensibilità, la finitura del profilo, del vetro ed il verso della parete doccia  
Please specify always extensibility, profile colour, glass type and opening version of the shower cubicle (R or L)  
Verstellbereich, Profilfarbe, Glasvariante und Anschlag der Duschkabine (RE o. LI) immer angeben  
Toujours spécifier l'extensibilité, la finition du profil, la finition du verre et la version de la paroi de douche (droite ou gauche)