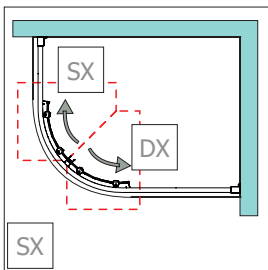
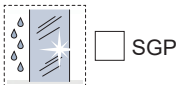


Trattamento protezione vetro
Shower Glass Protect
Glasschutzbehandlung
Traitement protection verre



ESTENSIBILITA': EXTENSIBILITY: DEHNBARKEIT: EXTENSIBILITE:

- | | |
|--|---|
| <input type="checkbox"/> 67,5-70 x 87,5-90 - R.38cm | <input type="checkbox"/> 72,5-75 x 92,5-95 - R.38cm |
| <input type="checkbox"/> 77,5-80 x 97,5-100 - R.38cm | <input type="checkbox"/> 77,5-80 x 117,5-120 - R.38cm |
| <input type="checkbox"/> F.M. | |

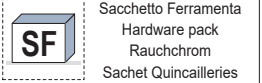
PROFILO: PROFILE: PROFIL: PROFIL:

- | | |
|--|--|
| <input type="checkbox"/> Argento Luc/Silver Brill/Silber Glanz/Argent brillant | <input type="checkbox"/> Cromo fumè/Smoked chrome/Rauchchrom/Chrome fumé |
| <input type="checkbox"/> Bianco/white/weiß/blanc | <input type="checkbox"/> Arblu opaco/mat/matt-lackiert/mat |
| <input type="checkbox"/> RAL opaco/mat/matt-lackiert/mat | |

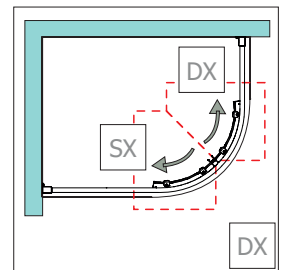
VETRO: GLASS: GLAS: VERRE:

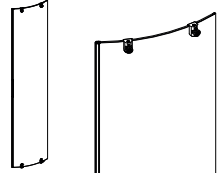
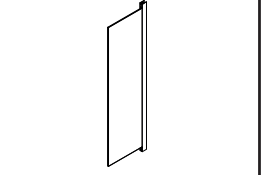
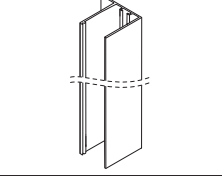
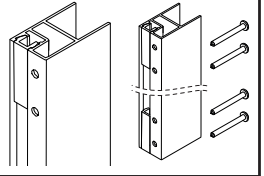
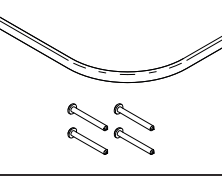
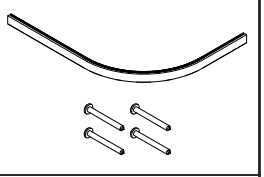
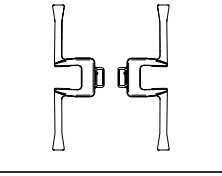
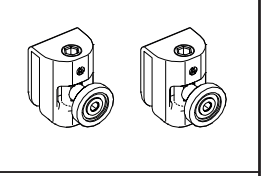
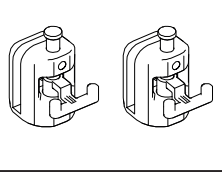
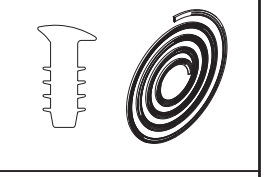
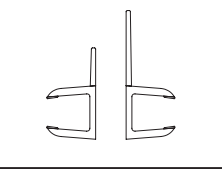
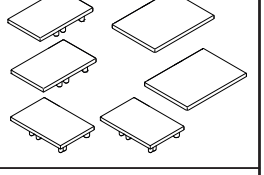
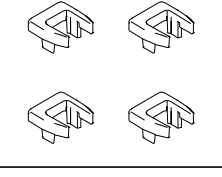
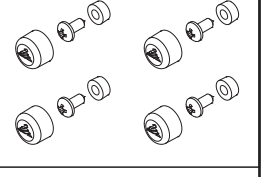








- | | |
|--|--|
| <input type="checkbox"/> Trasparente/Transparent | <input type="checkbox"/> Piumato/Piumate |
| <input type="checkbox"/> Satinato/Satin/Satiniert/Satiné | |

COD. RA900153



Sacchetto Ferramenta
Hardware pack
Rauchchrom
Sachet Quincailleries



<p>R01 COD. RA300275</p> <ul style="list-style-type: none"> IT ANTA SCORREVOLE EN SLIDING DOOR DE SCHIEBETÜREN FR PORTE COULISSANTE 		<p>R02 COD. RA300272</p> <ul style="list-style-type: none"> IT VETRO FISSO EN FIXED SIDE DE FIXTEIL FR CÔTE FIXE 	
<p>R03 COD. RA250387</p> <ul style="list-style-type: none"> IT PROFILO COMPENSATORE EN COMPENSATOR PROFILE DE AUSGLEICHSPROFIL FR PROFIL DE COMPENSATION 		<p>R04 COD. RA250377</p> <ul style="list-style-type: none"> IT PROFILO MONTANTE EN POST PROFILE DE FESTPROFIL FR PROFIL MONTANT 	
<p>R05 COD. RA250395</p> <ul style="list-style-type: none"> IT KIT PROFILO BASE SUPERIORE EN TOP BASE PROFILE DE OBERES PROFIL FR PROFIL BASE SUPERIEURE 		<p>R06 COD. RA250401</p> <ul style="list-style-type: none"> IT KIT PROFILO BASE INFERIORE EN BOTTOM BASE PROFILE DE UNTERES PROFIL FR PROFIL BASE INFERIEURE 	
<p>R07 COD. RA250394</p> <ul style="list-style-type: none"> IT KIT PROFILI CALAMITATI EN PROFILES WITH MAGNET KIT DE PROFILES MIT MAGNET KIT FR KIT PROFILS AIMANTES 		<p>R08 COD. RA850053</p> <ul style="list-style-type: none"> IT CARRELLI VEGA NEW T SUPERIORI EN VEGA NEW R TOP SLIDING SYSTEM DE OBERE GLEITRÄDCHEN F. VEGA NEW RU FR ROULETTE SUPERIEURES VEGA NEW R 	
<p>R09 COD. RA850054</p> <ul style="list-style-type: none"> IT CARRELLI VEGA NEW T INFERIORI EN VEGA NEW R BOTTOM SLIDING SYSTEM DE UNTERE GLEITRÄDCHEN F. VEGA NEW RU FR ROULETTES INFERIEURES VEGA NEW R 		<p>R10 COD. RA200204</p> <ul style="list-style-type: none"> IT GUARNIZIONE TRASPARENTE (mt.2,1) EN TRANSPARENT GASKET (mt.2,1) DE TRANSPARENTE DICHTUNG (mt.2,1) FR JOINT TRANSPARENT (mt.2,1) 	
<p>R11 COD. RA200023</p> <ul style="list-style-type: none"> IT KIT GUARNIZIONI EN GASKET KIT DE DICHTUNG KIT FR KIT JOINTS 		<p>R12 COD. RA400187</p> <ul style="list-style-type: none"> IT KIT TAPPI PROFILO EN COVER KIT DE STOPF KIT FR KIT CACHES PROFIL 	
<p>R13 COD. RA400161</p> <ul style="list-style-type: none"> IT KIT TAPPI PROFILO EN COVER KIT DE STOPF KIT FR KIT CACHES PROFIL 		<p>R14 COD. RA400086</p> <ul style="list-style-type: none"> IT KIT FINECORSA EN SLIDE RAIL STOP KIT DE ENDTEIL-KIT DER GLEITSTANGE FR KIT BUTÉE DE FIN DE COURSE 	
<p>R15 COD. RA200237</p> <ul style="list-style-type: none"> IT KIT GUARNIZIONI EN GASKET KIT DE DICHTUNG KIT FR KIT JOINTS 	<p>R09 x 6 R10 x 2</p>		
<p>R16 COD. RA900151 IT KIT FERRAMENTA EN HARDWARE KIT DE EISENWAREN-KIT FR KIT QUINCAILLERIE</p>			
 <ul style="list-style-type: none"> IT TASSELLO Ø 6mm EN RAWPLUG Ø 6mm DE DÜBEL Ø 6mm FR BLOQUER Ø 6mm <p>n°04 pz</p>	 <ul style="list-style-type: none"> IT VITE TCC 4,2X32 EN SCREW TCC 4,2X32 DE SCHRAUBE TCC 4,2X32 FR VIS TCC 4,2X32 <p>n°04 pz</p>	 <ul style="list-style-type: none"> IT SOTTOCAPPUCCIO PER VITE EN UNDER CAP FOR SCREW DE UNTER KAPPE FÜR SCHRAUBE FR SOUS COUVERCLE POUR VIS <p>n°10 pz</p>	 <ul style="list-style-type: none"> IT CAPPUCCIO PER VITE EN CAP FOR SCREW DE KAPPE FÜR SCHRAUBE FR COUVERCLE POUR VIS <p>n°10 pz</p>
 <ul style="list-style-type: none"> IT VITE TCC 3,9X9,5 EN SCREW TCC 3,9X9,5 DE SCHRAUBE TCC 3,9X9,5 FR VIS TCC 3,9X9,5 <p>n°02 pz</p>	 <ul style="list-style-type: none"> IT VITE TCC 3,5X8 EN SCREW TCC 3,5X8 DE SCHRAUBE TCC 3,5X8 FR VIS TCC 3,5X8 <p>n°04 pz</p>	 <ul style="list-style-type: none"> IT VITE TCC 3,5X32 EN SCREW TCC 3,5X32 DE SCHRAUBE TCC 3,5X32 FR VIS TCC 3,5X32 <p>n°08 pz</p>	 <ul style="list-style-type: none"> IT TAPPO EN PLUG DE STOPFEN FR BOUCHON <p>n°02 pz</p>



Specificare sempre l'estensibilità, la finitura del profilo, del vetro ed il verso della parete doccia
Please specify always extensibility, profile colour, glass type and opening version of the shower cubicle (R or L)
Verstellbereich, Profilfarbe, Glasvariante und Anschlag der Duschkabine (RE o. LI) immer angeben
Toujours spécifier l'extensibilité, la finition du profil, la finition du verre et la version de la paroi de douche (droite ou gauche)