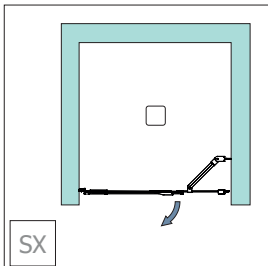


Trattamento protezione vetro
Shower Glass Protect
Glasschutzbehandlung
Traitement protection verre

SGP

TIMELESS

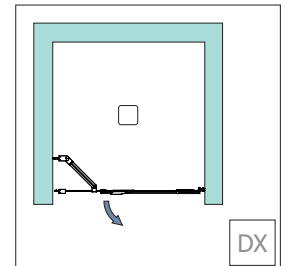
GSS



ESTENSIBILITA':	EXTENSIBILITY:	DEHNBARKEIT:	EXTENSIBILITE:
<input type="checkbox"/> 87,5-91,5	<input type="checkbox"/> 97,5-101,5	<input type="checkbox"/> 117,5-121,5	<input type="checkbox"/> 137,5-141,5
<input type="checkbox"/> 157,5-161,5	<input type="checkbox"/> F.M. _____		
PROFILO:	PROFILE:	PROFIL:	PROFIL:
<input type="checkbox"/> Argento Luc/Silver Brill/Silber Glanz/Argent brillant	<input type="checkbox"/> Alublack	<input type="checkbox"/> RAL opaco/mat/matt-lackiert/mat	
<input type="checkbox"/> Metal	<input type="checkbox"/> Metal Brushed		
VETRO:	GLASS:	GLAS:	VERRE:
<input type="checkbox"/> Trasparente/Transparent	<input type="checkbox"/> Grigio Europa/Europe grey/Grau Europa/Gris Europe	<input type="checkbox"/> Specchiato/Mirror effect/Gespiegelt/Effet miroir	
<input type="checkbox"/> Extra Light			
<input type="checkbox"/> Satinato/Satin/Satiniert/Satiné			

COD. RA900277

SF Sacchetto Ferramenta
Hardware pack
Rauchchrom
Sachet Quincailleries



<p>R01 COD. RA300298</p> <ul style="list-style-type: none"> ANTA BILICO PIVOT DOOR PIVOT-TÜR PORTE PIVOTANTE 		<p>R02 COD. RA250430</p> <ul style="list-style-type: none"> KIT PROFILO COMPENSATORE COMPENSATOR PROFILE KIT AUSGLEICHSPROFIL PROFIL DE COMPENSATION 	
<p>R03 COD. RA250433</p> <ul style="list-style-type: none"> KIT PROFILI CALAMITATI PROFILES WITH MAGNET KIT PROFILES MIT MAGNET KIT KIT PROFILS AIMANTES 		<p>R04 COD. RA200243</p> <ul style="list-style-type: none"> PROFILO PVC PROFILE PVC PROFIL AUS PVC PROFIL PVC 	
<p>R05 COD. RA200177</p> <ul style="list-style-type: none"> PROFILO PVC PROFILE PVC PROFIL AUS PVC PROFIL PVC 		<p>R06 COD. RA900272</p> <ul style="list-style-type: none"> SET CERNIERA HINGE SET ZANGE SET KIT CHARNIERE 	
<p>R07 COD. RA350109</p> <ul style="list-style-type: none"> KIT BORDINO SALVAGOCCIA DRIP CATCHER EDGE KIT TROPFENFÄNGER PROFIL KIT KIT BAGUETTE D'ETANCHEITE 		<p>R08 COD. RA900273</p> <ul style="list-style-type: none"> FERMABORDO THRESHOLDBAR-MOUNTING-KIT SCHWALLSCHUTZLEISTEN-BEFESTIGUNGSATZ ARRET-BAGUETTE D'ETANCHEITE 	
<p>R09 COD. RA100030</p> <ul style="list-style-type: none"> SET MANIGLIA KORE HANDLES SET KORE HANDGRIFF SET KORE KIT POIGNÉE KORE 		<p>R10 COD. RA400159</p> <ul style="list-style-type: none"> KIT TAPPI PROFILO COVER KIT STOPF KIT KIT CACHES PROFIL 	
<p>R11 COD. RA400213</p> <ul style="list-style-type: none"> KIT COVER CERNIERA HINGE-COVER-KIT SCHARNIER-ABDECKUNG-SET KIT CACHE CHARNIERE 		<p>R12 COD. RA400214</p> <ul style="list-style-type: none"> KIT COVER MANIGLIA HANDLE-COVER-KIT GRIFF-ABDECKUNG-SET KIT CACHE POIGNEE 	
<p>R13 COD. RA151404</p> <ul style="list-style-type: none"> BRACCIO "S" SUPPORT ARM "S" TRÄGERARM "S" BRAS DE SUPPORT "S" 		<p>R14 COD. RA300299</p> <ul style="list-style-type: none"> VETRO FISSO FIXED SIDE FIXTEIL VERRE FIXE 	
<p>R15 COD. RA250420</p> <ul style="list-style-type: none"> KIT PROFILO COMPENSATORE COMPENSATOR PROFILE KIT AUSGLEICHSPROFIL PROFIL DE COMPENSATION 		<p>R16 COD. RA400200</p> <ul style="list-style-type: none"> KIT TAPPI PROFILO COVER KIT STOPF KIT KIT CACHES PROFIL 	
<p>R17 COD. RA200204</p> <ul style="list-style-type: none"> GUARNIZIONE TRASPARENTE (mt.2,1) TRANSPARENT GASKET (mt.2,1) TRANSPARENTE DICHTUNG (mt.2,1) JOINT TRANSPARENT (mt.2,1) 		<p>R18 COD. RA200245</p> <ul style="list-style-type: none"> KIT GUARNIZIONI GASKET KIT DICHTUNG KIT KIT JOINTS 	<p>R04 + R05 + R17</p>



Specificare sempre l'estensibilità, la finitura del profilo, del vetro ed il verso della parete doccia
 Please specify always extensibility, profile colour, glass type and opening version of the shower cubicle (R or L)
 Verstellbereich, Profilfarbe, Glasvariante und Anschlag der Duschkabine (RE o. LI) immer angeben
 Toujours spécifier l'extensibilité, la finition du profil, la finition du verre et la version de la paroi de douche (droite ou gauche)

R19

COD. RA900274



KIT FERRAMENTA




HARDWARE KIT



EISENWAREN-KIT




KIT QUINCAILLERIE




IT TASSELLO Ø 6mm
 GB RAWPLUG Ø 6mm
 D DÜBEL Ø 6mm
 F BLOQUER Ø 6mm

n°10 pz




IT RONDELLA IN METALLO
 GB METALLIC WASHER
 D SCHEIBE AUS METALL
 F RONDELLE METALLIQUE

n°10 pz




IT VITE TC+ 4,2X32
 GB SCREW TC+ 4,2X32
 D SCHRAUBE TC+ 4,2X32
 F VIS TC+ 4,2X32

n°10 pz




IT VITE TC+ 3,5X9,5
 GB SCREW TC+ 3,5X9,5
 D SCHRAUBE TC+ 3,5X9,5
 F VIS TC+ 3,5X9,5

n°04 pz




IT SOTTOCAPPUCCIO PER VITE
 GB UNDER CAP FOR SCREW
 D UNTER KAPPE FÜR SCHRAUBE
 F SOUS COUVERCLE POUR VIS

n°04 pz



IT CAPPuccio PER VITE
 GB CAP FOR SCREW
 D KAPPE FÜR SCHRAUBE
 F COUVERCLE POUR VIS

n°04 pz



IT TAPPI COPRIFORO
 GB CAPS FOR HOLES
 D STOPFEN
 F CAPUCHONS CACHE-TRou

n°08 pz



Specificare sempre l'estensibilità, la finitura del profilo, del vetro ed il verso della parete doccia
 Please specify always extensibility, profile colour, glass type and opening version of the shower cubicle (R or L)
 Verstellbereich, Profilfarbe, Glasvariante und Anschlag der Duschkabine (RE o. LI) immer angeben
 Toujours spécifier l'extensibilité, la finition du profil, la finition du verre et la version de la paroi de douche (droite ou gauche)