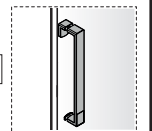


Trattamento protezione vetro  
Shower Glass Protect  
Glasschutzbehandlung  
Traitement protection verre

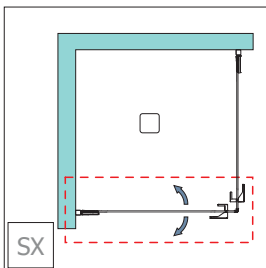
- SGP
- TIMELESS
- GSS

Maniglia G alternativa  
Alternative G handle  
Alternativer griff G  
Poignée G alternatif

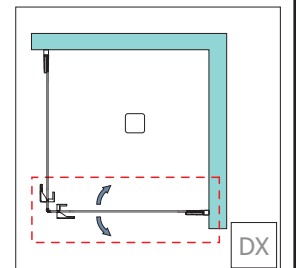


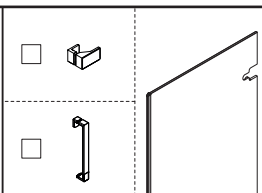
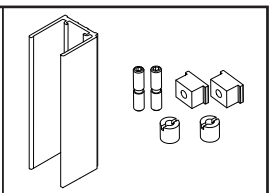
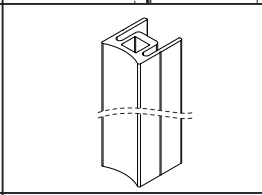
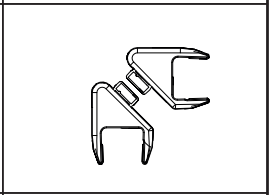
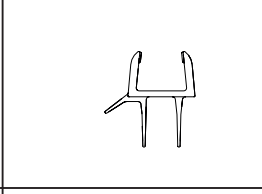
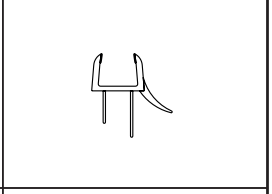
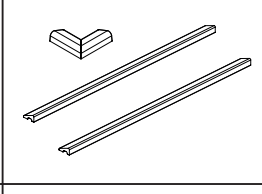
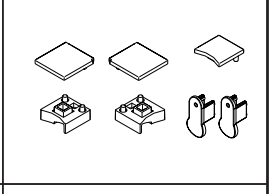
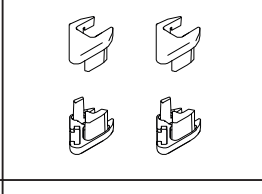
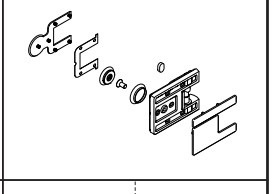
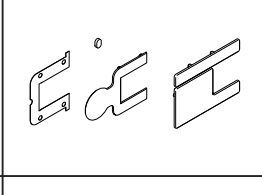
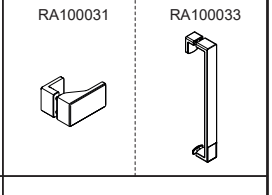
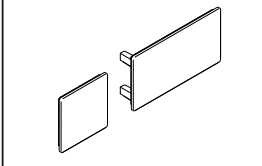
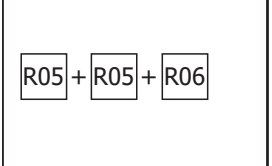
COD. RA900292

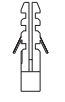






- SF** Sacchetto Ferramenta  
Hardware pack  
Rauchchrom  
Sachet Quincailleries



ESTENSIBILITA':	EXTENSIBILITY:	DEHNBARKEIT:	EXTENSIBILITE:
<input type="checkbox"/> F.M.			
PROFILO:	PROFILE:	PROFIL:	PROFIL:
<input type="checkbox"/> Argento Luc/Silver Brill/Silber Glanz/Argent brillant	<input type="checkbox"/> Alublack	<input type="checkbox"/> RAL opaco/mat/matt-lackiert/mat	
<input type="checkbox"/> Metal	<input type="checkbox"/> Metal Brushed		
VETRO:	GLASS:	GLAS:	VERRE:
<input type="checkbox"/> Trasparente/Transparent	<input type="checkbox"/> Grigio Europa/Europe grey/Grau Europa/Gris Europe		
<input type="checkbox"/> Extra Light	<input type="checkbox"/> Specchiato/Mirror effect/Gespiegelt/Effet miroir		
<input type="checkbox"/> Satinato/Satin/Satiniert/Satiné			



<p><b>R01</b> COD. RA300302</p> <ul style="list-style-type: none"> <li><span>IT</span> ANTA BATTENTE</li> <li><span>EN</span> WING DOOR</li> <li><span>DE</span> SCHWENKTÜR</li> <li><span>FR</span> PORTE BATTANTE</li> </ul> 	<p><b>R02</b> COD. RA250438</p> <ul style="list-style-type: none"> <li><span>IT</span> KIT PROFILO COMPENSATORE</li> <li><span>EN</span> COMPENSATOR PROFILE KIT</li> <li><span>DE</span> AUSGLEICHSPROFIL</li> <li><span>FR</span> PROFIL DE COMPENSATION</li> </ul> 
<p><b>R03</b> COD. RA250439</p> <ul style="list-style-type: none"> <li><span>IT</span> PROFILO MONTANTE</li> <li><span>EN</span> POST PROFILE</li> <li><span>DE</span> FESTPROFIL</li> <li><span>FR</span> PROFIL MONTANT</li> </ul> 	<p><b>R04</b> COD. RA250440</p> <ul style="list-style-type: none"> <li><span>IT</span> KIT PROFILI CALAMITATI</li> <li><span>EN</span> PROFILES WITH MAGNET KIT</li> <li><span>DE</span> PROFILES MIT MAGNET KIT</li> <li><span>FR</span> KIT PROFILS AIMANTES</li> </ul> 
<p><b>R05</b> COD. RA200248</p> <ul style="list-style-type: none"> <li><span>IT</span> PROFILO PVC</li> <li><span>EN</span> PROFILE PVC</li> <li><span>DE</span> PROFIL AUS PVC</li> <li><span>FR</span> PROFIL PVC</li> </ul> 	<p><b>R06</b> COD. RA200062</p> <ul style="list-style-type: none"> <li><span>IT</span> PROFILO PVC</li> <li><span>EN</span> PROFILE PVC</li> <li><span>DE</span> PROFIL AUS PVC</li> <li><span>FR</span> PROFIL PVC</li> </ul> 
<p><b>R07</b> COD. RA350107</p> <ul style="list-style-type: none"> <li><span>IT</span> KIT BORDINO SALVAGOCCIA</li> <li><span>EN</span> DRIP CATCHER EDGE KIT</li> <li><span>DE</span> TROPFENFÄNGER PROFIL KIT</li> <li><span>FR</span> KIT BAGUETTE D'ETANCHEITE</li> </ul> 	<p><b>R08</b> COD. RA400217</p> <ul style="list-style-type: none"> <li><span>IT</span> KIT TAPPI PROFILO</li> <li><span>EN</span> COVER KIT</li> <li><span>DE</span> STOPF KIT</li> <li><span>FR</span> KIT CACHES PROFIL</li> </ul> 
<p><b>R09</b> COD. RA400165</p> <ul style="list-style-type: none"> <li><span>IT</span> KIT TAPPI PROFILO</li> <li><span>EN</span> COVER KIT</li> <li><span>DE</span> STOPF KIT</li> <li><span>FR</span> KIT CACHES PROFIL</li> </ul> 	<p><b>R10</b> COD. RA900281</p> <ul style="list-style-type: none"> <li><span>IT</span> SET CERNIERA</li> <li><span>EN</span> HINGE SET</li> <li><span>DE</span> ZANGE SET</li> <li><span>FR</span> KIT CHARNIÈRE</li> </ul> 
<p><b>R11</b> COD. RA400218</p> <ul style="list-style-type: none"> <li><span>IT</span> KIT COVER CERNIERA</li> <li><span>EN</span> HINGE-COVER-KIT</li> <li><span>DE</span> SCHARNIER-ABDECKUNG-SET</li> <li><span>FR</span> KIT CACHE CHARNIERE</li> </ul> 	<p><b>R12</b> COD. RA100031 / COD. RA100033</p> <ul style="list-style-type: none"> <li><span>IT</span> SET MANIGLIA</li> <li><span>EN</span> HANDLES SET</li> <li><span>DE</span> HANDGRIFF SET</li> <li><span>FR</span> KIT POIGNÉE</li> </ul> 
<p><b>R13</b> COD. RA400219</p> <ul style="list-style-type: none"> <li><span>IT</span> KIT COVER MANIGLIA</li> <li><span>EN</span> HANDLE-COVER-KIT</li> <li><span>DE</span> GRIFF-ABDECKUNG-SET</li> <li><span>FR</span> KIT CACHE POIGNEE</li> </ul> 	<p><b>R14</b> COD. RA200249</p> <ul style="list-style-type: none"> <li><span>IT</span> KIT GUARNIZIONI</li> <li><span>EN</span> GASKET KIT</li> <li><span>DE</span> DICHTUNG KIT</li> <li><span>FR</span> KIT JOINTS</li> </ul> 

<p><b>R15</b> COD. RA900282 <span>●</span> KIT FERRAMENTA <span>●</span> HARDWARE KIT <span>●</span> EISENWAREN-KIT <span>●</span> KIT QUINCAILLERIE</p>			
 <p><b>n°05 pz</b></p>	<ul style="list-style-type: none"> <li><span>IT</span> TASSELLO Ø 6mm</li> <li><span>EN</span> RAWPLUG Ø 6mm</li> <li><span>DE</span> DÜBEL Ø 6mm</li> <li><span>FR</span> BLOQUER Ø 6mm</li> </ul>	 <p><b>n°05 pz</b></p>	<ul style="list-style-type: none"> <li><span>IT</span> VITE TCC 4,2X32</li> <li><span>EN</span> SCREW TCC 4,2X32</li> <li><span>DE</span> SCHRAUBE TCC 4,2X32</li> <li><span>FR</span> VIS TCC 4,2X32</li> </ul>
 <p><b>n°05 pz</b></p>	<ul style="list-style-type: none"> <li><span>IT</span> RONDELLA IN METALLO</li> <li><span>GB</span> METALLIC WASHER</li> <li><span>D</span> SCHEIBE AUS METALL</li> <li><span>F</span> RONDELLE METALLIQUE</li> </ul>	 <p><b>n°08 pz</b></p>	<ul style="list-style-type: none"> <li><span>IT</span> VITE M 5 x 12 TCC</li> <li><span>EN</span> SCREW M 5 x 12 TCC</li> <li><span>DE</span> SCHRAUBE M 5 x 12 TCC</li> <li><span>FR</span> VIS M 5 x 12 TCC</li> </ul>
 <p><b>n°04 pz</b></p>	<ul style="list-style-type: none"> <li><span>IT</span> SOTTOCAPPUCCIO PER VITE</li> <li><span>GB</span> UNDER CAP FOR SCREW</li> <li><span>D</span> UNTER KAPPE FÜR SCHRAUBE</li> <li><span>F</span> SOUS COUVERCLE POUR VIS</li> </ul>	 <p><b>n°04 pz</b></p>	<ul style="list-style-type: none"> <li><span>IT</span> CAPPUCIO PER VITE</li> <li><span>GB</span> CAP FOR SCREW</li> <li><span>D</span> KAPPE FÜR SCHRAUBE</li> <li><span>F</span> COUVERCLE POUR VIS</li> </ul>
 <p><b>n°04 pz</b></p>	<ul style="list-style-type: none"> <li><span>IT</span> VITE TC+ 3,5X9,5</li> <li><span>GB</span> SCREW TC+ 3,5X9,5</li> <li><span>D</span> SCHRAUBE TC+ 3,5X9,5</li> <li><span>F</span> VIS TC+ 3,5X9,5</li> </ul>		



Specificare sempre l'estensibilità, la finitura del profilo, del vetro ed il verso della parete doccia  
Please specify always extensibility, profile colour, glass type and opening version of the shower cubicle (R or L)  
Verstellbereich, Profilfarbe, Glasvariante und Anschlag der Duschkabine (RE o. LI) immer angeben  
Toujours spécifier l'extensibilité, la finition du profil, la finition du verre et la version de la paroi de douche (droite ou gauche)