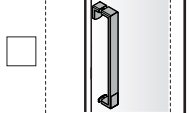


Trattamento protezione vetro
Shower Glass Protect
Glasschutzbehandlung
Traitement protection verre



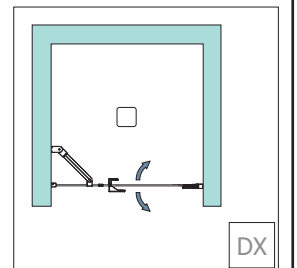
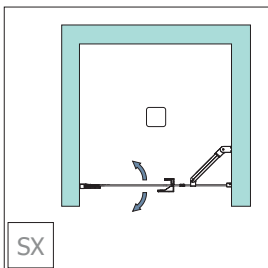
Maniglia G alternativa
Alternative G handle
Alternativer griff G
Poignée G alternatif



COD. RA900294

SF Sacchetto Ferramenta
Hardware pack
Rauchchrom
Sachet Quincailleries

ESTENSIBILITA':	EXTENSIBILITY:	DEHNBARKEIT:	EXTENSIBILITE:
<input type="checkbox"/> F.M.			
PROFILO:	PROFILE:	PROFIL:	PROFIL:
<input type="checkbox"/> Argento Luc/Silver Brill/Silber Glanz/Argent brillant	<input type="checkbox"/> Alublack	<input type="checkbox"/> RAL opaco/mat/matt-lackiert/mat	
<input type="checkbox"/> Metal	<input type="checkbox"/> Metal Brushed		
VETRO:	GLASS:	GLAS:	VERRE:
<input type="checkbox"/> Trasparente/Transparent	<input type="checkbox"/> Grigio Europa/Europe grey/Grau Europa/Gris Europe		
<input type="checkbox"/> Extra Light	<input type="checkbox"/> Specchiato/Mirror effect/Gespiegelt/Effet miroir		
<input type="checkbox"/> Satinato/Satin/Satiniert/Satiné			

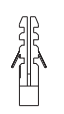


<p>R01 COD. RA300303</p> <ul style="list-style-type: none"> IT ANTA BATTENTE EN WING DOOR DE SCHWENKTÜR FR PORTE BATTANTE 		<p>R02 COD. RA250438</p> <ul style="list-style-type: none"> IT KIT PROFILO COMPENSATORE EN COMPENSATOR PROFILE KIT DE AUSGLEICHSPROFIL FR PROFIL DE COMPENSATION 	
<p>R03 COD. RA250439</p> <ul style="list-style-type: none"> IT PROFILO MONTANTE EN POST PROFILE DE FESTPROFIL FR PROFIL MONTANT 		<p>R04 COD. RA250443</p> <ul style="list-style-type: none"> IT KIT PROFILI CALAMITATI EN PROFILES WITH MAGNET KIT DE PROFILES MIT MAGNET KIT FR KIT PROFILS AIMANTES 	
<p>R05 COD. RA200248</p> <ul style="list-style-type: none"> IT PROFILO PVC EN PROFILE PVC DE PROFIL AUS PVC FR PROFIL PVC 		<p>R06 COD. RA200062</p> <ul style="list-style-type: none"> IT PROFILO PVC EN PROFILE PVC DE PROFIL AUS PVC FR PROFIL PVC 	
<p>R07 COD. RA350111</p> <ul style="list-style-type: none"> IT KIT BORDINO SALVAGOCCIA EN DRIP CATCHER EDGE KIT DE TROPFENFÄNGER PROFIL KIT FR KIT BAGUETTE D'ETANCHEITE 		<p>R08 COD. RA400217</p> <ul style="list-style-type: none"> IT KIT TAPPI PROFILO EN COVER KIT DE STOPF KIT FR KIT CACHES PROFIL 	
<p>R09 COD. RA400163</p> <ul style="list-style-type: none"> IT KIT TAPPI PROFILO EN COVER KIT DE STOPF KIT FR KIT CACHES PROFIL 		<p>R10 COD. RA900281</p> <ul style="list-style-type: none"> IT SET CERNIERA EN HINGE SET DE ZANGE SET FR KIT CHARNIÈRE 	
<p>R11 COD. RA400218</p> <ul style="list-style-type: none"> IT KIT COVER CERNIERA EN HINGE-COVER-KIT DE SCHARNIER-ABDECKUNG-SET FR KIT CACHE CHARNIERE 		<p>R12 COD. RA100031 / COD. RA100033</p> <ul style="list-style-type: none"> IT SET MANIGLIA EN HANDLES SET DE HANDGRIFF SET FR KIT POIGNÉE 	
<p>R13 COD. RA400219</p> <ul style="list-style-type: none"> IT KIT COVER MANIGLIA EN HANDLE-COVER-KIT DE GRIFF-ABDECKUNG-SET FR KIT CACHE POIGNEE 		<p>R14 COD. RA200204</p> <ul style="list-style-type: none"> IT GUARNIZIONE TRASPARENTE (mt.2,1) EN TRANSPARENT GASKET (mt.2,1) DE TRANSPARENTE DICHTUNG (mt.2,1) FR JOINT TRANSPARENT (mt.2,1) 	
<p>R15 COD. RA250442</p> <ul style="list-style-type: none"> IT KIT PROFILO COMPENSATORE EN COMPENSATOR PROFILE KIT DE AUSGLEICHSPROFIL FR PROFIL DE COMPENSATION 		<p>R16 COD. RA400220</p> <ul style="list-style-type: none"> IT KIT TAPPI PROFILO EN COVER KIT DE STOPF KIT FR KIT CACHES PROFIL 	
<p>R17 COD. RA151404</p> <ul style="list-style-type: none"> IT BRACCIO "S" EN SUPPORT ARM "S" DE TRÄGERARM "S" FR BRAS DE SUPPORT "S" 		<p>R18 COD. RA200250</p> <ul style="list-style-type: none"> IT KIT GUARNIZIONI EN GASKET KIT DE DICHTUNG KIT FR KIT JOINTS 	<p>R05 + R06 + R14</p>
<p>R19 COD. RA300306</p> <ul style="list-style-type: none"> IT VETRO FISSO PER ANTA EN FIXED SIDE FOR DOOR DE FIXTEIL FÜR TÜR FR VERRE FIXE POUR PORTE 			




Specificare sempre l'estensibilità, la finitura del profilo, del vetro ed il verso della parete doccia
 Please specify always extensibility, profile colour, glass type and opening version of the shower cubicle (R or L)
 Verstellbereich, Profilfarbe, Glasvariante und Anschlag der Duschkabine (RE o. LI) immer angeben
 Toujours spécifier l'extensibilité, la finition du profil, la finition du verre et la version de la paroi de douche (droite ou gauche)

R20 COD. RA900282 KIT FERRAMENTA HARDWARE KIT EISENWAREN-KIT KIT QUINCAILLERIE




n°05 pz

- TASSELLO Ø 6mm
- RAWPLUG Ø 6mm
- DÜBEL Ø 6mm
- BLOQUER Ø 6mm




n°05 pz

- VITE TCC 4,2X32
- SCREW TCC 4,2X32
- SCHRAUBE TCC 4,2X32
- VIS TCC 4,2X32




n°05 pz

- RONDELLA IN METALLO
- METALLIC WASHER
- SCHEIBE AUS METALL
- RONDELLE METALLIQUE




n°08 pz

- VITE M 5 x 12 TCC
- SCREW M 5 x 12 TCC
- SCHRAUBE M 5 x 12 TCC
- VIS M 5 x 12 TCC




n°04 pz

- SOTTOCAPPUCCIO PER VITE
- UNDER CAP FOR SCREW
- UNTER KAPPE FÜR SCHRAUBE
- SOUS COUVERCLE POUR VIS



n°04 pz

- CAPPuccio PER VITE
- CAP FOR SCREW
- KAPPE FÜR SCHRAUBE
- COUVERCLE POUR VIS



n°04 pz

- VITE TC+ 3,5X9,5
- SCREW TC+ 3,5X9,5
- SCHRAUBE TC+ 3,5X9,5
- VIS TC+ 3,5X9,5



Specificare sempre l'estensibilità, la finitura del profilo, del vetro ed il verso della parete doccia
 Please specify always extensibility, profile colour, glass type and opening version of the shower cubicle (R or L)
 Verstellbereich, Profilfarbe, Glasvariante und Anschlag der Duschkabine (RE o. LI) immer angeben
 Toujours spécifier l'extensibilité, la finition du profil, la finition du verre et la version de la paroi de douche (droite ou gauche)