

Trattamento protezione vetro
Shower Glass Protect
Glasschutzbehandlung
Traitement protection verre



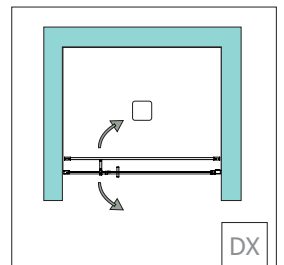
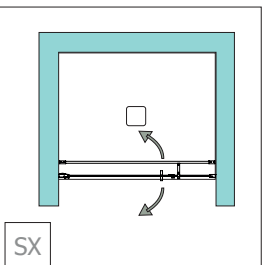
ESTENSIBILITA':	EXTENSIBILITY:	DEHNBARKEIT:	EXTENSIBILITE:
<input type="checkbox"/> 97,5-101,5	<input type="checkbox"/> 102,5-106,5	<input type="checkbox"/> 107,5-111,5	<input type="checkbox"/> 112,5-116,5
<input type="checkbox"/> 122,5-126,5	<input type="checkbox"/> 127,5-131,5	<input type="checkbox"/> 132,5-136,5	<input type="checkbox"/> 137,5-141,5
<input type="checkbox"/> 147,5-151,5	<input type="checkbox"/> 152,5-156,5	<input type="checkbox"/> 157,5-161,5	<input type="checkbox"/> 162,5-166,5
			<input type="checkbox"/> FM



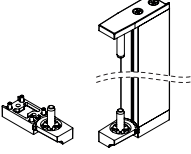
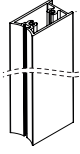
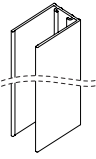

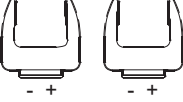
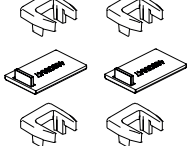
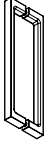
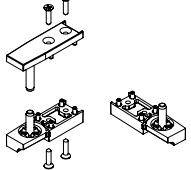
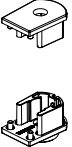
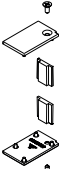
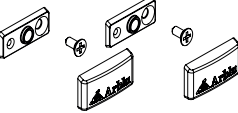
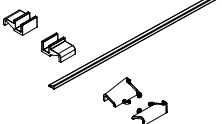
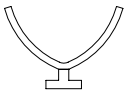
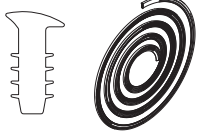
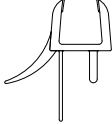
PROFILO:	PROFILE:	PROFIL:	PROFIL:
<input type="checkbox"/> Argento Luc/Silver Brill/Silber Glanz/Argent brillant	<input type="checkbox"/> Alublack	<input type="checkbox"/> RAL opaco/mat/matt-lackiert/mat	
<input type="checkbox"/> Metal	<input type="checkbox"/> Metal Brushed		

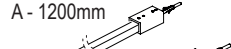
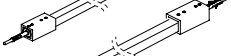
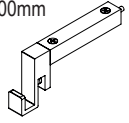
VETRO:	GLASS:	GLAS:	VERRE:
<input type="checkbox"/> Trasparente/Transparent	<input type="checkbox"/> Serigrafato/Serigraphy/Siebgedruckt/Serigraphié		
<input type="checkbox"/> Piumato/Piumate	<input type="checkbox"/> Satinato/Satin/Satiniert/Satiné		
<input type="checkbox"/> Grigio Europa/Europe grey/Europa grau/gris europe	<input type="checkbox"/> Extra light		
<input type="checkbox"/> Specchiato/Mirror effect/Verspiegelter Glas/Effet miroir			

COD. RA900289

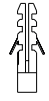
SF Sacchetto Ferramenta
Hardware pack
Rauchchrom
Sachet Quincailleries




<p>R01 COD. RA300308</p> <ul style="list-style-type: none"> IT ANTA BATTENTE EN WING DOOR DE SCHWENKTÜR FR PORTE BATTANTE 		<p>R02 COD. RA300327</p> <ul style="list-style-type: none"> IT LATO FISSO EN FIXED SIDE DE FIXTEIL FR CÔTE FIXE 	
<p>R03 COD. RA250455</p> <ul style="list-style-type: none"> IT KIT MONTANTE EN PROFILE KIT DE PROFIL KIT FR KIT MONTANT 		<p>R04 COD. RA250457</p> <ul style="list-style-type: none"> IT PROFILO MONTANTE EN POST PROFILE DE FESTPROFIL FR PROFIL MONTANT 	
<p>R05 COD. RA250456</p> <ul style="list-style-type: none"> IT PROFILO COMPENSATORE EN COMPENSATOR PROFILE DE AUSGLEICHSPROFIL FR PROFIL DE COMPENSATION 		<p>R06 COD. RA250460</p> <ul style="list-style-type: none"> IT KIT PROFILO COMPENSATORE EN COMPENSATOR PROFILE KIT DE AUSGLEICHSPROFIL FR PROFIL DE COMPENSATION 	
<p>R07 COD. RA250452</p> <ul style="list-style-type: none"> IT KIT PROFILI CALAMITATI EN PROFILES WITH MAGNET KIT DE PROFILES MIT MAGNET KIT FR KIT PROFILS AIMANTES 		<p>R08 COD. RA400226</p> <ul style="list-style-type: none"> IT KIT TAPPI PROFILO EN COVER KIT DE STOPF KIT FR KIT CACHES PROFIL 	
<p>R09 COD. RA100032</p> <ul style="list-style-type: none"> IT SET MANIGLIA DEDALO Q EN HANDLES SET DEDALO Q DE HANDGRIFF SET DEDALO Q FR KIT POIGNÉE DEDALO Q 		<p>R10 COD. RA400225</p> <ul style="list-style-type: none"> IT KIT PIASTRINE EN PLATES KIT DE PLÄTTCHEN KIT FR KIT PLAQUETTES 	
<p>R11 COD. RA400224</p> <ul style="list-style-type: none"> IT KIT TAPPI PROFILO EN COVER KIT DE STOPF KIT FR KIT CACHES PROFIL 		<p>R12 COD. RA400227</p> <ul style="list-style-type: none"> IT KIT TAPPI PROFILO EN COVER KIT DE STOPF KIT FR KIT CACHES PROFIL 	
<p>R13 COD. RA400126</p> <ul style="list-style-type: none"> IT KIT COVER EN COVER KIT DE STOPFEN-SET FR KIT CACHE 		<p>R14 COD. RA350081</p> <ul style="list-style-type: none"> IT KIT BORDINO SALVAGOCCIA EN DRIP CATCHER EDGE KIT DE TROPFENFÄNGER PROFIL KIT FR KIT BAGUETTE D'ETANCHEITE 	
<p>R15 COD. RA200005</p> <ul style="list-style-type: none"> IT PROFILO PVC EN PROFILE PVC DE PROFIL AUS PVC FR PROFIL PVC 		<p>R16 COD. RA200204</p> <ul style="list-style-type: none"> IT GUARNIZIONE TRASPARENTE (mt.2,1) EN TRANSPARENT GASKET (mt.2,1) DE TRANSPARENTE DICHTUNG (mt.2,1) FR JOINT TRANSPARENT (mt.2,1) 	
<p>R17 COD. RA200177</p> <ul style="list-style-type: none"> IT PROFILO PVC EN PROFILE PVC DE PROFIL AUS PVC FR PROFIL PVC 		<p>R18 COD. RA200255</p> <ul style="list-style-type: none"> IT KIT GUARNIZIONI EN GASKET KIT DE DICHTUNG KIT FR KIT JOINTS 	<p>R15 + R16 + R17</p>

R19 COD. RA152405 (A) - RA152406 (B) (IT) BRACCIO "Q" (EN) SUPPORT ARM "Q" (DE) TRÄGERARM "Q" (FR) BRAS DE SUPPORT "Q"	A - 1200mm  B - 1800mm 	R20 COD. RA152403 (IT) BRACCIO "Q" (EN) SUPPORT ARM "Q" (DE) TRÄGERARM "Q" (FR) BRAS DE SUPPORT "Q"	100mm 
-------------------------------------------------------------------------------------------------------------------------------------------	----------------------------------------------------------------------------------------------------------------------------------------------------------------------------------------------------	------------------------------------------------------------------------------------------------------------------------	----------------------------------------------------------------------------------------------

R21 COD. RA900036	(IT) KIT FERRAMENTA	(EN) HARDWARE KIT	(DE) EISENWAREN-KIT	(FR) KIT QUINCAILLERIE
--------------------------	---------------------	-------------------	---------------------	------------------------

	(IT) TASSELLO Ø 6mm (EN) RAWPLUG Ø 6mm (DE) DÜBEL Ø 6mm (FR) BLOQUER Ø 6mm
n°04 pz	

	(IT) VITE TCC 4,2X32 (EN) SCREW TCC 4,2X32 (DE) SCHRAUBE TCC 4,2X32 (FR) VIS TCC 4,2X32
n°04 pz	



Specificare sempre l'estensibilità, la finitura del profilo, del vetro ed il verso della parete doccia
 Please specify always extensibility, profile colour, glass type and opening version of the shower cubicle (R or L)
 Verstellbereich, Profilfarbe, Glasvariante und Anschlag der Duschkabine (RE o. LI) immer angeben
 Toujours spécifier l'extensibilité, la finition du profil, la finition du verre et la version de la paroi de douche (droite ou gauche)