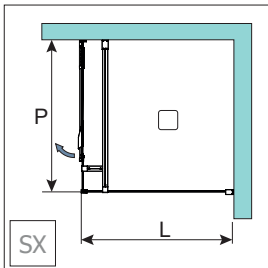
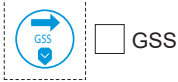


Trattamento protezione vetro
Shower Glass Protect
Glasschutzbehandlung
Traitement protection verre



ESTENSIBILITA' LATO P: P SIDE EXTENSIBILITY: DEHNBARKEIT SEITE P: EXTENSIBILITE CÔTE P:

F.M. _____

ESTENSIBILITA' LATO L: L SIDE EXTENSIBILITY: DEHNBARKEIT SEITE L: EXTENSIBILITE CÔTE L:

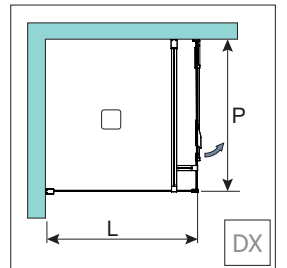
F.M. _____

PROFILO: PROFILE: PROFIL: PROFIL:
 Argento Luc/Silver Brill/Silber Glanz/Argent brillant Alublack RAL opaco/mat/matt-lackiert/mat
 Metal Metal Brushed

VETRO: GLASS: GLAS: VERRE:
 Trasparente/Transparent Grigio Europa/Europe grey/Grau Europa/Gris Europe
 Extra Light Specchiato/Mirror effect/Gespiegelt/Effet miroir
 Satinato/Satin/Satiniert/Satiné

COD. RA900312

SF Sacchetto Ferramenta
Hardware pack
Rauchchrom
Sachet Quincailleries



<p>R01 COD. RA300343</p> <ul style="list-style-type: none"> ANTA BILICO PIVOT DOOR PIVOT-TÜR PORTE PIVOTANTE 		<p>R02 COD. RA250430</p> <ul style="list-style-type: none"> KIT PROFILO COMPENSATORE COMPENSATOR PROFILE KIT AUSGLEICHSPROFIL PROFIL DE COMPENSATION 	
<p>R03 COD. RA250471</p> <ul style="list-style-type: none"> KIT PROFILI CALAMITATI PROFILES WITH MAGNET KIT PROFILES MIT MAGNET KIT KIT PROFILS AIMANTES 		<p>R04 COD. RA200258</p> <ul style="list-style-type: none"> PROFILO PVC PROFILE PVC PROFIL AUS PVC PROFIL PVC 	
<p>R05 COD. RA200062</p> <ul style="list-style-type: none"> PROFILO PVC PROFILE PVC PROFIL AUS PVC PROFIL PVC 		<p>R06 COD. RA900272</p> <ul style="list-style-type: none"> SET CERNIERA HINGE SET ZANGE SET KIT CHARNIERE 	
<p>R07 COD. RA350117</p> <ul style="list-style-type: none"> KIT BORDINO SALVAGOCCIA DRIP CATCHER EDGE KIT TROPFENFÄNGER PROFIL KIT KIT BAGUETTE D'ETANCHEITE 		<p>R08 COD. RA900273</p> <ul style="list-style-type: none"> FERMABORDO THRESHOLDBAR-MOUNTING-KIT SCHWALLSCHUTZLEISTEN-BEFESTIGUNGSATZ ARRET-BAGUETTE D'ETANCHEITE 	
<p>R09 COD. RA100030</p> <ul style="list-style-type: none"> SET MANIGLIA KORE HANDLES SET KORE HANDGRIFF SET KORE KIT POIGNÉE KORE 		<p>R10 COD. RA400165</p> <ul style="list-style-type: none"> KIT TAPPI PROFILO COVER KIT STOPF KIT KIT CACHES PROFIL 	
<p>R11 COD. RA400213</p> <ul style="list-style-type: none"> KIT COVER CERNIERA HINGE-COVER-KIT SCHARNIER-ABDECKUNG-SET KIT CACHE CHARNIERE 		<p>R12 COD. RA400214</p> <ul style="list-style-type: none"> KIT COVER MANIGLIA HANDLE-COVER-KIT GRIFF-ABDECKUNG-SET KIT CACHE POIGNEE 	
<p>R13 COD. RA151502</p> <ul style="list-style-type: none"> BRACCIO "S" SUPPORT ARM "S" TRÄGERARM "S" BRAS DE SUPPORT "S" 		<p>R14 COD. RA151601</p> <ul style="list-style-type: none"> BRACCIO "S" SUPPORT ARM "S" TRÄGERARM "S" BRAS DE SUPPORT "S" 	
<p>R15 COD. RA300346</p> <ul style="list-style-type: none"> VETRO FISSO FIXED SIDE FIXTEIL VERRE FIXE 		<p>R16 COD. RA300345</p> <ul style="list-style-type: none"> VETRO FISSO FIXED SIDE FIXTEIL VERRE FIXE 	
<p>R17 COD. RA250475</p> <ul style="list-style-type: none"> KIT PROFILO COMPENSATORE COMPENSATOR PROFILE KIT AUSGLEICHSPROFIL PROFIL DE COMPENSATION 		<p>R18 COD. RA250474</p> <ul style="list-style-type: none"> KIT PROFILO COMPENSATORE COMPENSATOR PROFILE KIT AUSGLEICHSPROFIL PROFIL DE COMPENSATION 	
<p>R19 COD. RA400151</p> <ul style="list-style-type: none"> KIT TAPPI PROFILO COVER KIT STOPF KIT KIT CACHES PROFIL 		<p>R20 COD. RA200204</p> <ul style="list-style-type: none"> GUARNIZIONE TRASPARENTE (mt.2,1) TRANSPARENT GASKET (mt.2,1) TRANSPARENT DICHTUNG (mt.2,1) JOINT TRANSPARENT (mt.2,1) 	



Specificare sempre l'estensibilità, la finitura del profilo, del vetro ed il verso della parete doccia
 Please specify always extensibility, profile colour, glass type and opening version of the shower cubicle (R or L)
 Verstellbereich, Profilfarbe, Glasvariante und Anschlag der Duschkabine (RE o. LI) immer angeben
 Toujours spécifier l'extensibilité, la finition du profil, la finition du verre et la version de la paroi de douche (droite ou gauche)

R21 COD. RA200261 <ul style="list-style-type: none"> KIT GUARNIZIONI GASKET KIT DICHTUNG KIT KIT JOINTS 	<div style="border: 1px solid black; padding: 2px; display: inline-block;">R04</div> + <div style="border: 1px solid black; padding: 2px; display: inline-block;">R05</div> + <div style="border: 1px solid black; padding: 2px; display: inline-block;">R20</div> + <div style="border: 1px solid black; padding: 2px; display: inline-block;">R20</div> + <div style="border: 1px solid black; padding: 2px; display: inline-block;">R20</div>	R22 COD. RA400150 <ul style="list-style-type: none"> KIT TAPPI PROFILO COVER KIT STOPF KIT KIT CACHES PROFIL 	
-----------------------------------------------------------------------------------------------------------------------------------------------------------------	---------------------------------------------------------------------------------------------------------------------------------------------------------------------------------------------------------------------------------------------------------------------------------------------------------------------------------------------------------------------------------------------------------------------------------------------------------	----------------------------------------------------------------------------------------------------------------------------------------------------------------------	--

R23 COD. RA900274 KIT FERRAMENTA HARDWARE KIT EISENWAREN-KIT KIT QUINCAILLERIE			
<ul style="list-style-type: none"> TASSELLO Ø 6mm RAWPLUG Ø 6mm DÜBEL Ø 6mm BLOQUER Ø 6mm <p>n°10 pz</p>	<ul style="list-style-type: none"> RONDELLA IN METALLO METALLIC WASHER SCHEIBE AUS METALL RONDELLE METALLIQUE <p>n°10 pz</p>	<ul style="list-style-type: none"> VITE TC+ 4,2X32 SCREW TC+ 4,2X32 SCHRAUBE TC+ 4,2X32 VIS TC+ 4,2X32 <p>n°10 pz</p>	<ul style="list-style-type: none"> VITE TC+ 3,5X9,5 SCREW TC+ 3,5X9,5 SCHRAUBE TC+ 3,5X9,5 VIS TC+ 3,5X9,5 <p>n°04 pz</p>
<ul style="list-style-type: none"> SOTTOCAPPUCCIO PER VITE UNDER CAP FOR SCREW UNTER KAPPE FÜR SCHRAUBE SOUS COUVERCLE POUR VIS <p>n°04 pz</p>	<ul style="list-style-type: none"> CAPPuccio PER VITE CAP FOR SCREW KAPPE FÜR SCHRAUBE COUVERCLE POUR VIS <p>n°04 pz</p>	<ul style="list-style-type: none"> TAPPI COPRIFORO CAPS FOR HOLES STOPFEN CAPUCHONS CACHE-TROU <p>n°08 pz</p>	



Specificare sempre l'estensibilità, la finitura del profilo, del vetro ed il verso della parete doccia
 Please specify always extensibility, profile colour, glass type and opening version of the shower cubicle (R or L)
 Verstellbereich, Profilfarbe, Glasvariante und Anschlag der Duschkabine (RE o. LI) immer angeben
 Toujours spécifier l'extensibilité, la finition du profil, la finition du verre et la version de la paroi de douche (droite ou gauche)