


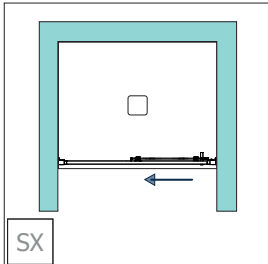


Trattamento protezione vetro
Shower Glass Protect
Glasschutzbehandlung
Traitement protection verre

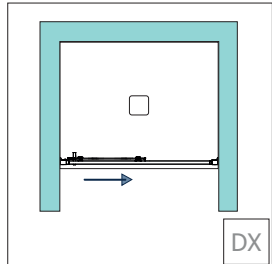
-  SGP
-  GSS

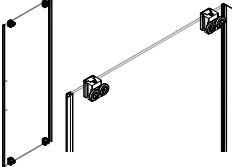

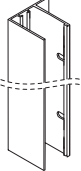
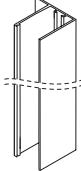
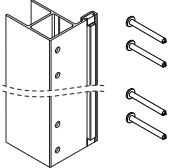
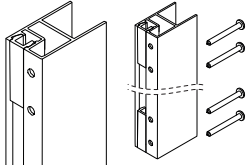
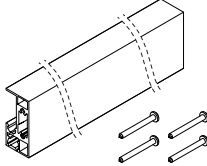
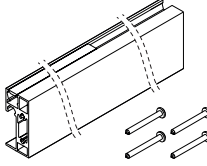

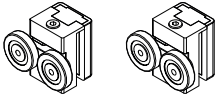
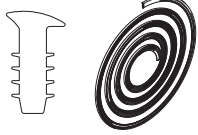
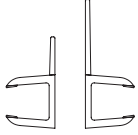
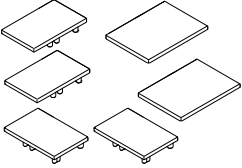
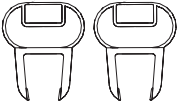
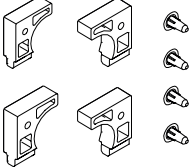
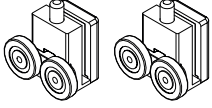
COD. RA900318

 Sacchetto Ferramenta
Hardware pack
Rauchchrom
Sachet Quincailleries



ESTENSIBILITA':	EXTENSIBILITY:	DEHNBARKEIT:	EXTENSIBILITE:
<input type="checkbox"/> 97,5-102,5	<input type="checkbox"/> 107,5-112,5	<input type="checkbox"/> 117,5-122,5	<input type="checkbox"/> 127,5-132,5
<input type="checkbox"/> 147,5-152,5	<input type="checkbox"/> 157,5-162,5	<input type="checkbox"/> F.M. _____	<input type="checkbox"/> 137,5-142,5
PROFILO:	PROFILE:	PROFIL:	PROFIL:
<input type="checkbox"/> Argento Luc/Silver Brill/Silber Glanz/Argent brillant	<input type="checkbox"/> Bianco/white/weiß/blanc		
VETRO:	GLASS:	GLAS:	VERRE:
<input type="checkbox"/> Trasparente/Transparent			



<p>R01 COD. RA300348</p> <ul style="list-style-type: none"> IT ANTA SCORREVOLE EN SLIDING DOOR DE SCHIEBETÜREN FR PORTE COULISSANTE 		<p>R02 COD. RA300362</p> <ul style="list-style-type: none"> IT VETRO FISSO EN FIXED SIDE DE FIXTEIL FR CÔTE FIXE 	
<p>R03 COD. RA250388</p> <ul style="list-style-type: none"> IT PROFILO COMPENSATORE EN COMPENSATOR PROFILE DE AUSGLEICHSPROFIL FR PROFIL DE COMPENSATION 		<p>R04 COD. RA250387</p> <ul style="list-style-type: none"> IT PROFILO COMPENSATORE EN COMPENSATOR PROFILE DE AUSGLEICHSPROFIL FR PROFIL DE COMPENSATION 	
<p>R05 COD. RA250477</p> <ul style="list-style-type: none"> IT PROFILO MONTANTE EN POST PROFILE DE FESTPROFIL FR PROFIL MONTANT 		<p>R06 COD. RA250377</p> <ul style="list-style-type: none"> IT PROFILO MONTANTE EN POST PROFILE DE FESTPROFIL FR PROFIL MONTANT 	
<p>R07 COD. RA250502</p> <ul style="list-style-type: none"> IT KIT PROFILO BASE SUPERIORE EN TOP BASE PROFILE DE OBERES PROFIL FR PROFIL BASE SUPERIEURE 		<p>R08 COD. RA250503</p> <ul style="list-style-type: none"> IT KIT PROFILO BASE INFERIORE EN BOTTOM BASE PROFILE DE UNTERES PROFIL FR PROFIL BASE INFERIEURE 	
<p>R09 COD. RA100032</p> <ul style="list-style-type: none"> IT SET MANIGLIA D EN HANDLES SET D DE HANDGRIFF SET D FR KIT POIGNÉE D 		<p>R10 COD. RA850058</p> <ul style="list-style-type: none"> IT CARRELLI VIRGO R.2021 SUPERIORI EN VIRGO R.2021 TOP SLIDING SYSTEM DE OBERE GLEITRÄDCHEN F. VIRGO R.2021 FR ROULETTE SUPERIEURES VIRGO R.2021 	
<p>R11 COD. RA200204</p> <ul style="list-style-type: none"> IT GUARNIZIONE TRASPARENTE (mt.2,1) EN TRANSPARENT GASKET (mt.2,1) DE TRANSPARENTE DICHTUNG (mt.2,1) FR JOINT TRANSPARENT (mt.2,1) 		<p>R12 COD. RA200270</p> <ul style="list-style-type: none"> IT KIT GUARNIZIONI EN GASKET KIT DE DICHTUNG KIT FR KIT JOINTS 	
<p>R13 COD. RA400187</p> <ul style="list-style-type: none"> IT KIT TAPPI PROFILO EN COVER KIT DE STOPF KIT FR KIT CACHES PROFIL 		<p>R14 COD. RA200002</p> <ul style="list-style-type: none"> IT KIT PROFILI CALAMITATI EN PROFILES WITH MAGNET KIT DE PROFILES MIT MAGNET KIT FR KIT PROFIL AIMANTES 	
<p>R15 COD. RA400189</p> <ul style="list-style-type: none"> IT KIT TAPPI E FINECORSA EN PLUGS-KIT & END-PART OF THE SLIDING-RAIL-PROFILES DE STOPFEN-SET U. ENDETEILE DER GLEITSTANGE FR KIT BOUCHONS ET BOUTÉE DE FIN DE COURSE 		<p>R16 COD. RA850059</p> <ul style="list-style-type: none"> IT CARRELLI VIRGO R.2021 INFERIORI EN VIRGO R.2021 BOTTOM SLIDING SYSTEM DE UNTERE GLEITRÄDCHEN F. VIRGO R.2021 FR ROULETTES INFERIEURES VIRGO R.2021 	
<p>R17 COD. RA200264</p> <ul style="list-style-type: none"> IT KIT GUARNIZIONI EN GASKET KIT DE DICHTUNG KIT FR KIT JOINTS 	<p>R11 x 3 R12 x 1</p>		



Specificare sempre l'estensibilità, la finitura del profilo, del vetro ed il verso della parete doccia
 Please specify always extensibility, profile colour, glass type and opening version of the shower cubicle (R or L)
 Verstellbereich, Profilfarbe, Glasvariante und Anschlag der Duschkabine (RE o. LI) immer angeben
 Toujours spécifier l'extensibilité, la finition du profil, la finition du verre et la version de la paroi de douche (droite ou gauche)

R18

COD. RA900149



KIT FERRAMENTA



HARDWARE KIT



EISENWAREN-KIT



KIT QUINCAILLERIE

	IT TASSELLO Ø 6mm
	EN RAWPLUG Ø 6mm
	DE DÜBEL Ø 6mm
	FR BLOQUER Ø 6mm
n°04 pz	

	IT VITE TCC 4,2X16
	EN SCREW TCC 4,2X16
	DE SCHRAUBE TCC 4,2X16
	FR VIS TCC 4,2X16
n°04 pz	

	IT SOTTOCAPPUCCIO PER VITE
	EN UNDER CAP FOR SCREW
	DE UNTER KAPPE FÜR SCHRAUBE
	FR SOUS COUVERCLE POUR VIS
n°10 pz	

	IT CAPPuccio PER VITE
	EN CAP FOR SCREW
	DE KAPPE FÜR SCHRAUBE
	FR COUVERCLE POUR VIS
n°10 pz	

	IT VITE TCC 3,9X9,5
	EN SCREW TCC 3,9X9,5
	DE SCHRAUBE TCC 3,9X9,5
	FR VIS TCC 3,9X9,5
n°04 pz	

	IT VITE TCC 3,5X8
	EN SCREW TCC 3,5X8
	DE SCHRAUBE TCC 3,5X8
	FR VIS TCC 3,5X8
n°02 pz	

	IT VITE TCC 3,5X32
	EN SCREW TCC 3,5X32
	DE SCHRAUBE TCC 3,5X32
	FR VIS TCC 3,5X32
n°08 pz	



Specificare sempre l'estensibilità, la finitura del profilo, del vetro ed il verso della parete doccia
 Please specify always extensibility, profile colour, glass type and opening version of the shower cubicle (R or L)
 Verstellbereich, Profilfarbe, Glasvariante und Anschlag der Duschkabine (RE o. LI) immer angeben
 Toujours spécifier l'extensibilité, la finition du profil, la finition du verre et la version de la paroi de douche (droite ou gauche)