

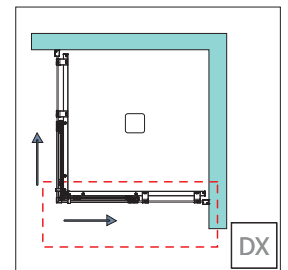
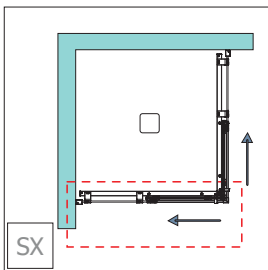
Trattamento protezione vetro
Shower Glass Protect
Glasschutzbehandlung
Traitement protection verre

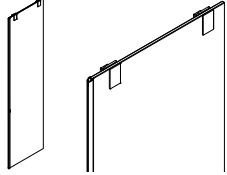
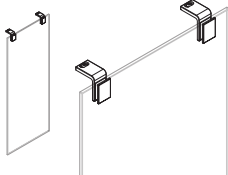
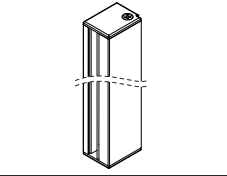
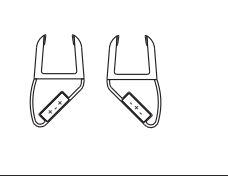
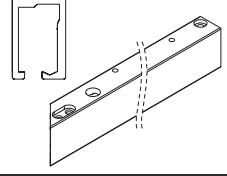
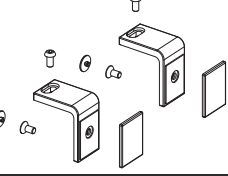
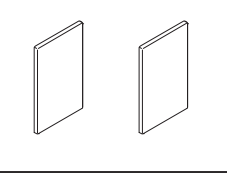

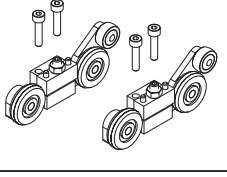
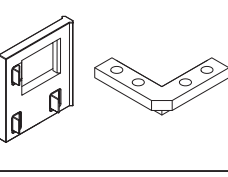
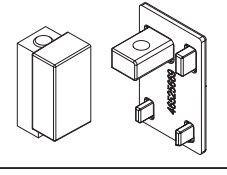
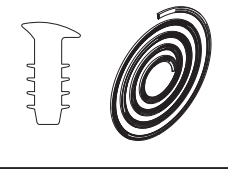
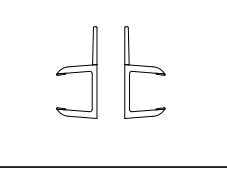
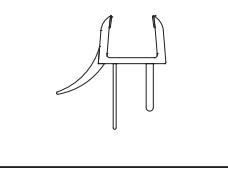
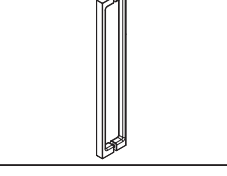
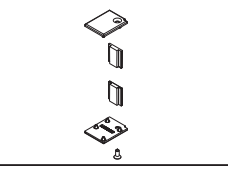
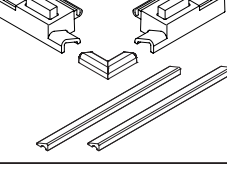
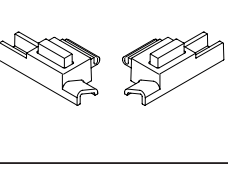
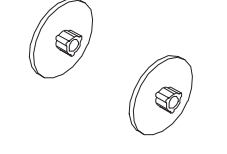


COD. RA900322

SF Sacchetto Ferramenta
Hardware pack
Rauchchrom
Sachet Quincailleries

ESTENSIBILITA':	EXTENSIBILITY:	DEHNBARKEIT:	EXTENSIBILITE:
<input type="checkbox"/> 67,5-69	<input type="checkbox"/> 77,5-79	<input type="checkbox"/> 87,5-89	<input type="checkbox"/> 97,5-99 <input type="checkbox"/> F.M.
PROFILO:	PROFILE:	PROFIL:	PROFIL:
<input type="checkbox"/> Argento Luc/Silver Brill/Silber Glanz/Argent brillant	<input type="checkbox"/> Alublack	<input type="checkbox"/> RAL opaco/mat/matt-lackiert/mat	
<input type="checkbox"/> Metal	<input type="checkbox"/> Metal Brushed		
VETRO:	GLASS:	GLAS:	VERRE:
<input type="checkbox"/> Trasparente/Transparent	<input type="checkbox"/> Fascia/Band glass/Glas Band/Verre Bonde		
<input type="checkbox"/> Grigio Europa/Europe grey/Europa grau/gris europe	<input type="checkbox"/> Extra light		
<input type="checkbox"/> Satinato/Satin/Satiniert/Satiné	<input type="checkbox"/> Specchiato/Mirror effect/Verspiegelter Glas/Effet miroir		



R01 COD. RA300350 <ul style="list-style-type: none"> IT ANTA SCORREVOLE EN SLIDING DOOR DE SCHIEBETÜREN FR PORTE COULISSANTE 		R02 COD. RA300351 <ul style="list-style-type: none"> IT VETRO FISSO EN FIXED SIDE DE FIXTEIL FR CÔTE FIXE 	
R03 COD. RA250478 <ul style="list-style-type: none"> IT KIT PROFILO COMPENSATORE EN COMPENSATOR PROFILE KIT DE AUSGLEICHSPROFIL FR PROFIL DE COMPENSATION 		R04 COD. RA200071 <ul style="list-style-type: none"> IT KIT PROFILI CALAMITATI EN PROFILE WITH MAGNET KIT DE PROFILS MIT MAGNET KIT FR KIT PROFILS AIMANTÉS 	
R05 COD. RA250479 <ul style="list-style-type: none"> IT PROFILO GUIDA EN SLIDING-RAIL-PROFILE DE STANGENPROFIL FR PROFIL RAIL COULISSANT 		R06 COD. RA900320 <ul style="list-style-type: none"> IT KIT STAFFE EN STIRRUPS KIT DE SET GEBOGENE BÜGELHALTERUNGEN FR KIT ÉTRIERS 	
R07 COD. RA400235 <ul style="list-style-type: none"> IT KIT TAPPI EN PLUGS-KIT DE STOPFEN-SET FR KIT BOUCHONS 		R08 COD. RA900321 <ul style="list-style-type: none"> IT KIT STAFFE EN STIRRUPS KIT DE SET GEBOGENE BÜGELHALTERUNGEN FR KIT ÉTRIERS 	
R09 COD. RA850060 <ul style="list-style-type: none"> IT KIT CARRELLI EN SLIDINGS KIT DE GLEITUNGEN KIT FR KIT ROULETTES 		R10 COD. RA400236 <ul style="list-style-type: none"> IT KIT CURVA PROFILO EN CURVED PROFILE KIT DE GEBOGENES PROFIL KIT FR KIT COURBE PROFIL 	
R11 COD. RA400237 <ul style="list-style-type: none"> IT KIT TAPPO PROFILO EN COVER KIT DE STOPF KIT FR KIT CACHES PROFIL 		R12 COD. RA200204 <ul style="list-style-type: none"> IT GUARNIZIONE TRASPARENTE (mt.2,1) EN TRANSPARENT GASKET (mt.2,1) DE TRANSPARENTE DICHTUNG (mt.2,1) FR JOINT TRANSPARENT (mt.2,1) 	
R13 COD. RA200087 <ul style="list-style-type: none"> IT KIT GUARNIZIONI EN GASKET KIT DE DICHTUNG KIT FR KIT JOINTS 		R14 COD. RA200178 <ul style="list-style-type: none"> IT PROFILO PVC EN PROFILE PVC DE PROFIL AUS PVC FR PROFIL PVC 	
R15 COD. RA100035 <ul style="list-style-type: none"> IT SET MANIGLIA L EN HANDLES SET L DE HANDGRIFF SET L FR KIT POIGNÉE L 		R16 COD. RA400238 <ul style="list-style-type: none"> IT KIT TAPPI PROFILO EN COVER KIT DE STOPF KIT FR KIT CACHES PROFIL 	
R17 COD. RA350102 <ul style="list-style-type: none"> IT KIT BORDINO SALVAGOCCIA EN DRIP CATCHER EDGE KIT DE TROPFENFÄNGER PROFIL KIT FR BAGUETTE D'ETANCHEITE 		R18 COD. RA400206 <ul style="list-style-type: none"> IT KIT SGANCIO ANTA EN DOOR GLASS RELEASE KIT DE SCHNELLEN AUSHÄNGEN DER TÜR FR KIT DE DÉCROCHAGE PORTE 	
R19 COD. RA400185 <ul style="list-style-type: none"> IT KIT TAPPI EN PLUGS-KIT DE STOPFEN-SET FR KIT BOUCHONS 		R20 COD. RA200226 <ul style="list-style-type: none"> IT KIT GUARNIZIONI EN GASKET KIT DE DICHTUNG KIT FR KIT JOINTS 	<div style="border: 1px solid black; padding: 5px; display: inline-block;"> R12 + R12 + R13 + R13 + R14 </div>



Specificare sempre l'estensibilità, la finitura del profilo, del vetro ed il verso della parete doccia
 Please specify always extensibility, profile colour, glass type and opening version of the shower cubicle (R or L)
 Verstellbereich, Profilfarbe, Glasvariante und Anschlag der Duschkabine (RE o. LI) immer angeben
 Toujours spécifier l'extensibilité, la finition du profil, la finition du verre et la version de la paroi de douche (droite ou gauche)

R21

COD. RA900333



KIT FERRAMENTA



HARDWARE KIT



EISENWAREN-KIT



KIT QUINCAILLERIE

	IT TASSELLO Ø 6mm
	EN RAWPLUG Ø 6mm
	DE DÜBEL Ø 6mm
	FR BLOQUER Ø 6mm
n°05 pz	

	IT RONDELLA IN METALLO
	EN METALLIC WASHER
	DE SCHEIBE AUS METALL
	FR RONDELLE METALLIQUE
n°05 pz	

	IT VITE TCC 4,2X32
	EN SCREW TCC 4,2X32
	DE SCHRAUBE TCC 4,2X32
	FR VIS TCC 4,2X32
n°05 pz	

	IT VITE TPSC 3,5X16
	EN SCREW TPSC 3,5X16
	DE SCHRAUBE TPSC 3,5X16
	FR VIS TPSC 3,5X16
n°02 pz	

	IT VITE TBEI M6X12
	EN SCREW TBEI M6X12
	DE SCHRAUBE TBEI M6X12
	FR VIS TBEI M6X12
n°12 pz	

	IT VITE TCC 4,2X50
	EN SCREW TCC 4,2X50
	DE SCHRAUBE TCC 4,2X50
	FR VIS TCC 4,2X50
n°02 pz	

	IT VITE TBEI M6X8
	EN SCREW TBEI M6X8
	DE SCHRAUBE TBEI M6X8
	FR VIS TBEI M6X8
n°02 pz	



Specificare sempre l'estensibilità, la finitura del profilo, del vetro ed il verso della parete doccia
 Please specify always extensibility, profile colour, glass type and opening version of the shower cubicle (R or L)
 Verstellbereich, Profilfarbe, Glasvariante und Anschlag der Duschkabine (RE o. LI) immer angeben
 Toujours spécifier l'extensibilité, la finition du profil, la finition du verre et la version de la paroi de douche (droite ou gauche)