

Trattamento protezione vetro
Shower Glass Protect
Glasschutzbehandlung
Traitement protection verre



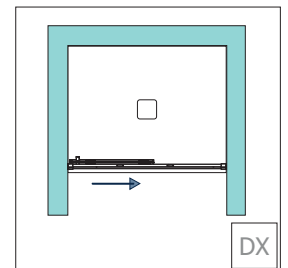
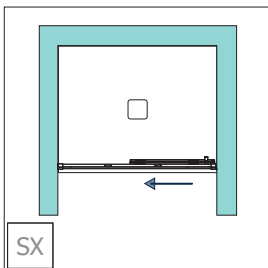
ESTENSIBILITA':	EXTENSIBILITY:	DEHNBARKEIT:	EXTENSIBILITE:
<input type="checkbox"/> 97,5-100,5	<input type="checkbox"/> 102,5-105,5	<input type="checkbox"/> 107,5-110,5	<input type="checkbox"/> 112,5-115,5
<input type="checkbox"/> 117,5-120,5	<input type="checkbox"/> 122,5-125,5	<input type="checkbox"/> 127,5-130,5	<input type="checkbox"/> 132,5-135,5
<input type="checkbox"/> 137,5-140,5	<input type="checkbox"/> 142,5-145,5	<input type="checkbox"/> 147,5-150,5	<input type="checkbox"/> 152,5-155,5
<input type="checkbox"/> 157,5-160,5	<input type="checkbox"/> 162,5-165,5	<input type="checkbox"/> 167,5-170,5	<input type="checkbox"/> 172,5-175,5
<input type="checkbox"/> 177,5-180,5	<input type="checkbox"/> F.M.		

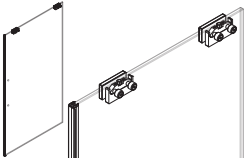

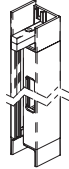

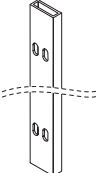
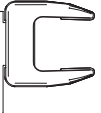
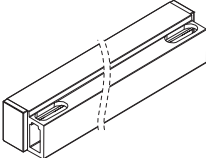
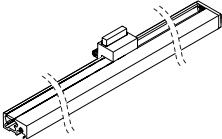
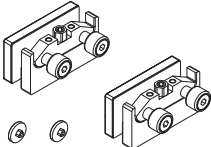
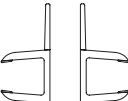
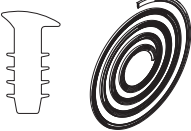
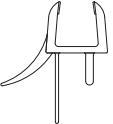


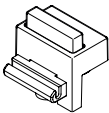
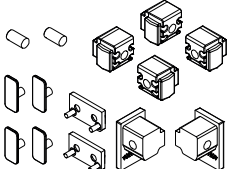
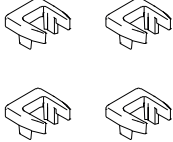
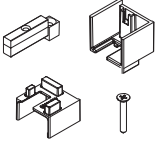
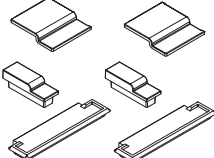

PROFILO:	PROFILE:	PROFIL:	PROFIL:
<input type="checkbox"/> Argento Luc/Silver Brill/Silber Glanz/Argent brillant	<input type="checkbox"/> Alublack	<input type="checkbox"/> RAL opaco/matt/matt-lackiert/mat	
<input type="checkbox"/> Metal	<input type="checkbox"/> Metal Brushed		

VETRO:	GLASS:	GLAS:	VERRE:
<input type="checkbox"/> Trasparente/Transparent	<input type="checkbox"/> Serigrafato/Serigraphy/Siebgedruckt/Serigraphie		
<input type="checkbox"/> Piumato/Piumate	<input type="checkbox"/> Satinato/Satin/Satinier/Satiné		
<input type="checkbox"/> Grigio Europa/Europe grey/Europa grau/gris europe	<input type="checkbox"/> Extra light		
<input type="checkbox"/> Specchiato/Mirror effect/Verspiegelter Glas/Effet miroir			

COD. RA900331

SF Sacchetto Ferramenta
Hardware pack
Rauchchrom
Sachet Quincailleries



<p>R01 COD. RA300361</p> <ul style="list-style-type: none"> IT ANTA SCORREVOLE EN SLIDING DOOR DE SCHIEBETÜREN FR PORTE COULISSANTE 		<p>R02 COD. RA300359</p> <ul style="list-style-type: none"> IT VETRO FISSO EN FIXED SIDE DE FIXTEIL FR CÔTE FIXE 	
<p>R03 COD. RA250501</p> <ul style="list-style-type: none"> IT KIT PROFILO COMPENSATORE EN COMPENSATOR PROFILE KIT DE AUSGLEICHSPROFIL FR PROFIL DE COMPENSATION 		<p>R04 COD. RA250495</p> <ul style="list-style-type: none"> IT KIT PROFILO COMPENSATORE EN COMPENSATOR PROFILE KIT DE AUSGLEICHSPROFIL FR PROFIL DE COMPENSATION 	
<p>R05 COD. RA250489</p> <ul style="list-style-type: none"> IT PROFILO COMPENSATORE EN COMPENSATOR PROFILE DE AUSGLEICHSPROFIL FR PROFIL DE COMPENSATION 		<p>R06 COD. RA250496</p> <ul style="list-style-type: none"> IT KIT MONTANTE EN PROFILE KIT DE PROFIL KIT FR KIT MONTANT 	
<p>R07 COD. RA250497</p> <ul style="list-style-type: none"> IT KIT PROFILO BASE SUPERIORE EN TOP BASE PROFILE KIT DE OBERES PROFIL FR KIT PROFIL BASE SUPERIEURE 		<p>R08 COD. RA250498</p> <ul style="list-style-type: none"> IT KIT PROFILO BASE INFERIORE EN BOTTOM BASE PROFILE KIT DE UNTERES PROFIL FR KIT PROFIL BASE INFERIEURE 	
<p>R09 COD. RA850061</p> <ul style="list-style-type: none"> IT KIT CARRELLI EN SLIDINGS KIT DE GLEITUNGEN KIT FR KIT ROULETTES 		<p>R10 COD. RA200167</p> <ul style="list-style-type: none"> IT KIT GUARNIZIONI EN GASKET KIT DE DICHTUNG KIT FR KIT JOINTS 	
<p>R11 COD. RA200204</p> <ul style="list-style-type: none"> IT GUARNIZIONE TRASPARENTE (mt.2,1) EN TRANSPARENT GASKET (mt.2,1) DE TRANSPARENTE DICHTUNG (mt.2,1) FR JOINT TRANSPARENT (mt.2,1) 		<p>R12 COD. RA200168</p> <ul style="list-style-type: none"> IT PROFILO PVC EN PROFILE PVC DE PROFIL AUS PVC FR PROFIL PVC 	
<p>R13 COD. RA200265</p> <ul style="list-style-type: none"> IT PROFILO PVC EN PROFILE PVC DE PROFIL AUS PVC FR PROFIL PVC 		<p>R14 COD. RA100036</p> <ul style="list-style-type: none"> IT SET MANIGLIA M EN HANDLES SET M DE HANDGRIFF SET M FR KIT POIGNÉE M 	
<p>R15 COD. RA400201</p> <ul style="list-style-type: none"> IT KIT SGANCIO ANTA EN DOOR GLASS RELEASE KIT DE SCHNELLEN AUSHÄNGEN DER TÜR FR KIT DE DÉCROCHAGE PORTE 		<p>R16 COD. RA400246</p> <ul style="list-style-type: none"> IT KIT TAPPI E FINECORSA EN PLUGS-KIT & END-PART OF THE SLIDING-RAIL-PROFILES DE STOPFEN-SET U. ENDTEILE DER GLEITSTANGE FR KIT BOUCHONS ET BOUTÉE DE FIN DE COURSE 	
<p>R17 COD. RA400161</p> <ul style="list-style-type: none"> IT KIT TAPPI PROFILO EN COVER KIT DE STOPF KIT FR KIT CACHES PROFIL 		<p>R18 COD. RA400243</p> <ul style="list-style-type: none"> IT KIT TAPPI PROFILO EN COVER KIT DE STOPF KIT FR KIT CACHES PROFIL 	
<p>R19 COD. RA400244</p> <ul style="list-style-type: none"> IT KIT TAPPI PROFILO EN COVER KIT DE STOPF KIT FR KIT CACHES PROFIL 		<p>R20 COD. RA400245</p> <ul style="list-style-type: none"> IT KIT TAPPI EN COVER KIT DE STOPF KIT FR KIT CACHES PROFIL 	



Specificare sempre l'estensibilità, la finitura del profilo, del vetro ed il verso della parete doccia
 Please specify always extensibility, profile colour, glass type and opening version of the shower cubicle (R or L)
 Verstellbereich, Profilfarbe, Glasvariante und Anschlag der Duschkabine (RE o. LI) immer angeben
 Toujours spécifier l'extensibilité, la finition du profil, la finition du verre et la version de la paroi de douche (droite ou gauche)

R21	COD. RA200267	KIT GUARNIZIONI GASKET KIT DICHTUNG KIT KIT JOINTS	R10 + R11 + R11 +	
			R12 + R13	

R22	COD. RA900328	KIT FERRAMENTA	HARDWARE KIT	EISENWAREN-KIT	KIT QUINCAILLERIE																															
	<table border="1"> <tr> <td></td> <td>TASSELLO Ø 6mm</td> </tr> <tr> <td></td> <td>RAWPLUG Ø 6mm</td> </tr> <tr> <td></td> <td>DÜBEL Ø 6mm</td> </tr> <tr> <td></td> <td>BLOQUER Ø 6mm</td> </tr> </table> <p>n°04 pz</p>		TASSELLO Ø 6mm		RAWPLUG Ø 6mm		DÜBEL Ø 6mm		BLOQUER Ø 6mm	<table border="1"> <tr> <td></td> <td>VITE 4,2X32 TCC</td> </tr> <tr> <td></td> <td>SCREW 4,2X32 TCC</td> </tr> <tr> <td></td> <td>SCHRAUBE 4,2X32 TCC</td> </tr> <tr> <td></td> <td>VIS 4,2X32 TCC</td> </tr> </table> <p>n°04 pz</p>		VITE 4,2X32 TCC		SCREW 4,2X32 TCC		SCHRAUBE 4,2X32 TCC		VIS 4,2X32 TCC	<table border="1"> <tr> <td></td> <td>GRANO EI PI M4X8</td> </tr> <tr> <td></td> <td>GRAIN EI PI M4X8</td> </tr> <tr> <td></td> <td>KORN EI PI M4X8</td> </tr> <tr> <td></td> <td>VIS SANS TÊTE EI PI M4X8</td> </tr> </table> <p>n°02 pz</p>		GRANO EI PI M4X8		GRAIN EI PI M4X8		KORN EI PI M4X8		VIS SANS TÊTE EI PI M4X8	<table border="1"> <tr> <td></td> <td>VITE TCEI M4X12</td> </tr> <tr> <td></td> <td>SCREW TCEI M4X12</td> </tr> <tr> <td></td> <td>SCHRAUBE TCEI M4X12</td> </tr> <tr> <td></td> <td>VIS TCEI M4X12</td> </tr> </table> <p>n°02 pz</p>		VITE TCEI M4X12		SCREW TCEI M4X12		SCHRAUBE TCEI M4X12		VIS TCEI M4X12
	TASSELLO Ø 6mm																																			
	RAWPLUG Ø 6mm																																			
	DÜBEL Ø 6mm																																			
	BLOQUER Ø 6mm																																			
	VITE 4,2X32 TCC																																			
	SCREW 4,2X32 TCC																																			
	SCHRAUBE 4,2X32 TCC																																			
	VIS 4,2X32 TCC																																			
	GRANO EI PI M4X8																																			
	GRAIN EI PI M4X8																																			
	KORN EI PI M4X8																																			
	VIS SANS TÊTE EI PI M4X8																																			
	VITE TCEI M4X12																																			
	SCREW TCEI M4X12																																			
	SCHRAUBE TCEI M4X12																																			
	VIS TCEI M4X12																																			



Specificare sempre l'estensibilità, la finitura del profilo, del vetro ed il verso della parete doccia
 Please specify always extensibility, profile colour, glass type and opening version of the shower cubicle (R or L)
 Verstellbereich, Profilfarbe, Glasvariante und Anschlag der Duschkabine (RE o. LI) immer angeben
 Toujours spécifier l'extensibilité, la finition du profil, la finition du verre et la version de la paroi de douche (droite ou gauche)