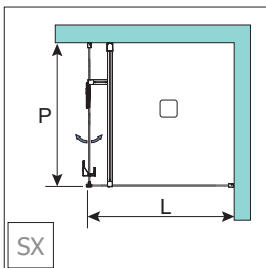


Trattamento protezione vetro
Shower Glass Protect
Glasschutzbehandlung
Traitement protection verre



ESTENSIBILITA' LATO P: P SIDE EXTENSIBILITY: DEHNBARKEIT SEITE P: EXTENSIBILITE CÔTE P:

F.M.

ESTENSIBILITA' LATO L: L SIDE EXTENSIBILITY: DEHNBARKEIT SEITE L: EXTENSIBILITE CÔTE L:

F.M.

PROFILO: PROFILE: PROFIL: PROFIL:

Argento Luc/Silver Brill/Silber Glanz/Argent brillant Alublack RAL opaco/mat/matt-lackiert/mat

Metal Metal Brushed

VETRO: GLASS: GLAS: VERRE:

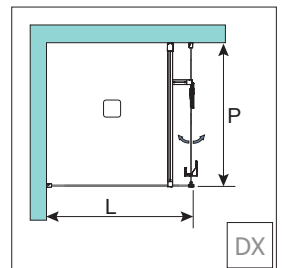
Trasparente/Transparent Grigio Europa/Europe grey/Grau Europa/Gris Europe

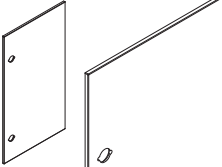
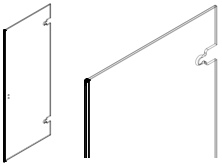
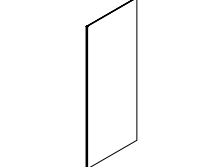
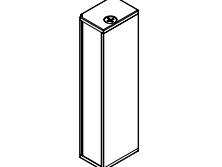
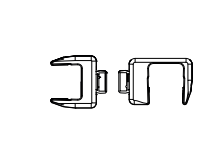
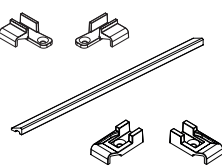
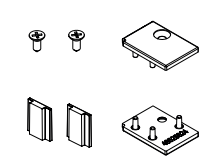
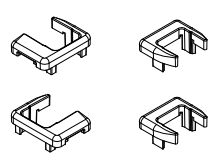
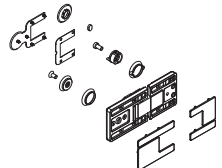
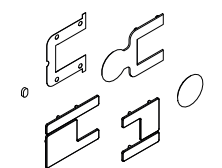
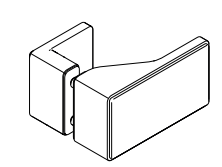
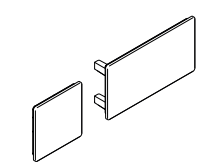

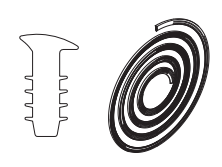
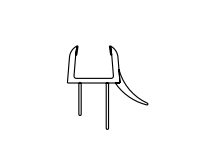
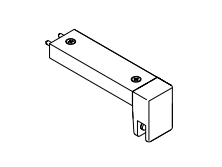
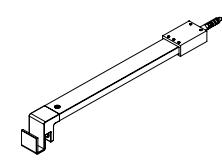
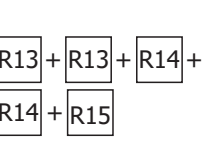
Extra Light Specchiato/Mirror effect/Gespiegelt/Effet miroir

Satinato/Satin/Satiniert/Satiné

COD. RA900337

SF Sacchetto Ferramenta
Hardware pack
Rauchchrom
Sachet Quincailleries



<p>R01 COD. RA300363</p> <ul style="list-style-type: none"> IT VETRO FISSO EN FIXED SIDE DE FIXTEIL FR CÔTE FIXE 	<p>R02 COD. RA300365</p> <ul style="list-style-type: none"> IT ANTA BATTENTE EN WING DOOR DE SCHWENKTÜR FR PORTE BATTANTE 
<p>R03 COD. RA300304</p> <ul style="list-style-type: none"> IT VETRO FISSO EN FIXED SIDE DE FIXTEIL FR VERRE FIXE 	<p>R04 COD. RA250442</p> <ul style="list-style-type: none"> IT KIT PROFILO COMPENSATORE EN COMPENSATOR PROFILE KIT DE AUSGLEICHSPROFIL FR PROFIL DE COMPENSATION 
<p>R05 COD. RA250441</p> <ul style="list-style-type: none"> IT KIT PROFILI CALAMITATI EN PROFILES WITH MAGNET KIT DE PROFILES MIT MAGNET KIT FR KIT PROFILS AIMANTES 	<p>R06 COD. RA350120</p> <ul style="list-style-type: none"> IT KIT BORDINO SALVAGOCCIA EN DRIP CATCHER EDGE KIT DE TROPFENFÄNGER PROFIL KIT FR KIT BAGUETTE D'ETANCHEITE 
<p>R07 COD. RA400220</p> <ul style="list-style-type: none"> IT KIT TAPPI PROFILO EN COVER KIT DE STOPF KIT FR KIT CACHES PROFIL 	<p>R08 COD. RA400162</p> <ul style="list-style-type: none"> IT KIT TAPPI PROFILO EN COVER KIT DE STOPF KIT FR KIT CACHES PROFIL 
<p>R09 COD. RA900334</p> <ul style="list-style-type: none"> IT SET CERNIERA EN HINGE SET DE ZANGE SET FR KIT CHARNIÈRE 	<p>R10 COD. RA400247</p> <ul style="list-style-type: none"> IT KIT COVER CERNIERA EN HINGE-COVER-KIT DE SCHARNIER-ABDECKUNG-SET FR KIT CACHE CHARNIERE 
<p>R11 COD. RA100031</p> <ul style="list-style-type: none"> IT SET MANIGLIA A180 EN HANDLES SET A180 DE HANDGRIFF SET A180 FR KIT POIGNÉE A180 	<p>R12 COD. RA400219</p> <ul style="list-style-type: none"> IT KIT COVER MANIGLIA EN HANDLE-COVER-KIT DE GRIFF-ABDECKUNG-SET FR KIT CACHE POIGNEE 
<p>R13 COD. RA200273</p> <ul style="list-style-type: none"> IT PROFILO PVC EN PROFILE PVC DE PROFIL AUS PVC FR PROFIL PVC 	<p>R14 COD. RA200204</p> <ul style="list-style-type: none"> IT GUARNIZIONE TRASPARENTE (mt.2,1) EN TRANSPARENT GASKET (mt.2,1) DE TRANSPARENT DICHTUNG (mt.2,1) FR JOINT TRANSPARENT (mt.2,1) 
<p>R15 COD. RA200062</p> <ul style="list-style-type: none"> IT PROFILO PVC EN PROFILE PVC DE PROFIL AUS PVC FR PROFIL PVC 	<p>R16 COD. RA151601</p> <ul style="list-style-type: none"> IT BRACCIO "S" EN SUPPORT ARM "S" DE TRÄGERARM "S" FR BRAS DE SUPPORT "S" 
<p>R17 COD. RA151502</p> <ul style="list-style-type: none"> IT BRACCIO "S" EN SUPPORT ARM "S" DE TRÄGERARM "S" FR BRAS DE SUPPORT "S" 	<p>R18 COD. RA200221</p> <ul style="list-style-type: none"> IT KIT GUARNIZIONI EN GASKET KIT DE DICHTUNG KIT FR KIT JOINTS 

R13 + R13 + R14 +
R14 + R15



Specificare sempre l'estensibilità, la finitura del profilo, del vetro ed il verso della parete doccia
 Please specify always extensibility, profile colour, glass type and opening version of the shower cubicle (R or L)
 Verstellbereich, Profilfarbe, Glasvariante und Anschlag der Duschkabine (RE o. LI) immer angeben
 Toujours spécifier l'extensibilité, la finition du profil, la finition du verre et la version de la paroi de douche (droite ou gauche)

R19

COD. RA900335



KIT FERRAMENTA



HARDWARE KIT



EISENWAREN-KIT



KIT QUINCAILLERIE

	IT TASSELLO Ø 6mm
	EN RAWPLUG Ø 6mm
	DE DÜBEL Ø 6mm
	FR BLOQUER Ø 6mm
n°05 pz	

	IT VITE TCC 4,2X32
	EN SCREW TCC 4,2X32
	DE SCHRAUBE TCC 4,2X32
	FR VIS TCC 4,2X32
n°05 pz	

	IT RONDELLA IN METALLO
	GB METALLIC WASHER
	D SCHEIBE AUS METALL
	FR RONDELLE METALLIQUE
n°05 pz	

	IT SOTTOCAPPUCCIO PER VITE
	GB UNDER CAP FOR SCREW
	D UNTER KAPPE FÜR SCHRAUBE
	FR SOUS COUVERCLE POUR VIS
n°04 pz	

	IT CAPPUCCIO PER VITE
	GB CAP FOR SCREW
	D KAPPE FÜR SCHRAUBE
	FR COUVERCLE POUR VIS
n°04 pz	

	IT VITE TC+ 3,5X9,5
	GB SCREW TC+ 3,5X9,5
	D SCHRAUBE TC+ 3,5X9,5
	FR VIS TC+ 3,5X9,5
n°04 pz	



Specificare sempre l'estensibilità, la finitura del profilo, del vetro ed il verso della parete doccia

Please specify always extensibility, profile colour, glass type and opening version of the shower cubicle (R or L)

Verstellbereich, Profilfarbe, Glasvariante und Anschlag der Duschkabine (RE o. LI) immer angeben

Toujours spécifier l'extensibilité, la finition du profil, la finition du verre et la version de la paroi de douche (droite ou gauche)