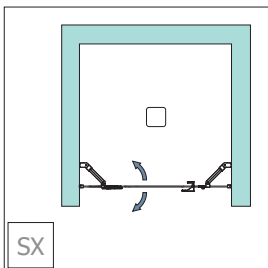


Trattamento protezione vetro  
Shower Glass Protect  
Glasschutzbehandlung  
Traitement protection verre

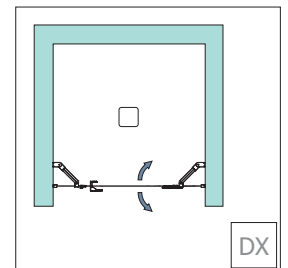
- SGP
- TIMELESS
- GSS

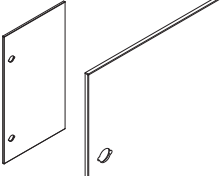
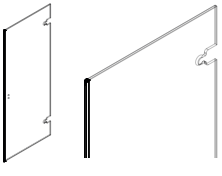


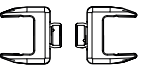
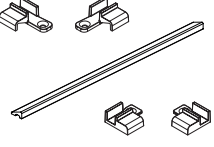
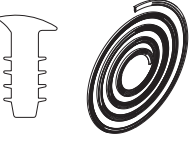


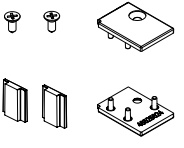
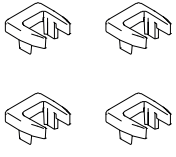
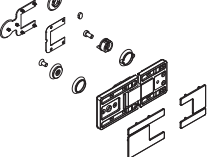
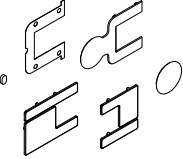
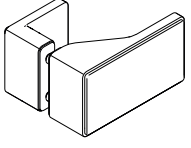
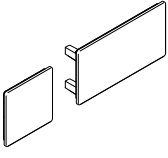
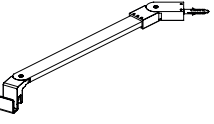


<b>ESTENSIBILITA':</b>	<b>EXTENSIBILITY:</b>	<b>DEHNBARKEIT:</b>	<b>EXTENSIBILITE:</b>
<input type="checkbox"/> F.M.			
<b>PROFILO:</b>	<b>PROFILE:</b>	<b>PROFIL:</b>	<b>PROFIL:</b>
<input type="checkbox"/> Argento Luc/Silver Brill/Siber Glanz/Argent brillant	<input type="checkbox"/> Alublack	<input type="checkbox"/> RAL opaco/mat/matt-lackiert/mat	
<input type="checkbox"/> Metal	<input type="checkbox"/> Metal Brushed		
<b>VETRO:</b>	<b>GLASS:</b>	<b>GLAS:</b>	<b>VERRE:</b>
<input type="checkbox"/> Trasparente/Transparent	<input type="checkbox"/> Grigio Europa/Europe grey/Grau Europa/Gris Europe		
<input type="checkbox"/> Extra Light	<input type="checkbox"/> Specchiato/Mirror effect/Gespiegelt/Effet miroir		
<input type="checkbox"/> Satinato/Satin/Satiniert/Satiné			

COD. RA900338

**SF** Sacchetto Ferramenta  
Hardware pack  
Rauchchrom  
Sachet Quincailleries



<p><b>R01</b> COD. RA300363</p> <ul style="list-style-type: none"> <li> VETRO FISSO</li> <li> FIXED SIDE</li> <li> FIXTEIL</li> <li> CÔTE FIXE</li> </ul>		<p><b>R02</b> COD. RA300365</p> <ul style="list-style-type: none"> <li> ANTA BATTENTE</li> <li> WING DOOR</li> <li> SCHWENKTÜR</li> <li> PORTE BATTANTE</li> </ul>	
<p><b>R03</b> COD. RA300306</p> <ul style="list-style-type: none"> <li> VETRO FISSO PER ANTA</li> <li> FIXED SIDE FOR DOOR</li> <li> FIXTEIL FÜR TÜR</li> <li> VERRE FIXE POUR PORTE</li> </ul>		<p><b>R04</b> COD. RA250442</p> <ul style="list-style-type: none"> <li> KIT PROFILO COMPENSATORE</li> <li> COMPENSATOR PROFILE KIT</li> <li> AUSGLEICHSPROFIL</li> <li> PROFIL DE COMPENSATION</li> </ul>	
<p><b>R05</b> COD. RA250443</p> <ul style="list-style-type: none"> <li> KIT PROFILI CALAMITATI</li> <li> PROFILES WITH MAGNET KIT</li> <li> PROFILES MIT MAGNET KIT</li> <li> KIT PROFILS AIMANTES</li> </ul>		<p><b>R06</b> COD. RA350121</p> <ul style="list-style-type: none"> <li> KIT BORDINO SALVAGOCCIA</li> <li> DRIP CATCHER EDGE KIT</li> <li> TROPFENFÄNGER PROFIL KIT</li> <li> KIT BAGUETTE D'ETANCHEITE</li> </ul>	
<p><b>R07</b> COD. RA200204</p> <ul style="list-style-type: none"> <li> GUARNIZIONE TRASPARENTE (mt.2,1)</li> <li> TRANSPARENT GASKET (mt.2,1)</li> <li> TRANSPARENT DICHTUNG (mt.2,1)</li> <li> JOINT TRANSPARENT (mt.2,1)</li> </ul>		<p><b>R08</b> COD. RA200273</p> <ul style="list-style-type: none"> <li> PROFILO PVC</li> <li> PROFILE PVC</li> <li> PROFIL AUS PVC</li> <li> PROFIL PVC</li> </ul>	
<p><b>R09</b> COD. RA200062</p> <ul style="list-style-type: none"> <li> PROFILO PVC</li> <li> PROFILE PVC</li> <li> PROFIL AUS PVC</li> <li> PROFIL PVC</li> </ul>		<p><b>R10</b> COD. RA400220</p> <ul style="list-style-type: none"> <li> KIT TAPPI PROFILO</li> <li> COVER KIT</li> <li> STOPF KIT</li> <li> KIT CACHES PROFIL</li> </ul>	
<p><b>R11</b> COD. RA400163</p> <ul style="list-style-type: none"> <li> KIT TAPPI PROFILO</li> <li> COVER KIT</li> <li> STOPF KIT</li> <li> KIT CACHES PROFIL</li> </ul>		<p><b>R12</b> COD. RA900334</p> <ul style="list-style-type: none"> <li> SET CERNIERA</li> <li> HINGE SET</li> <li> ZANGE SET</li> <li> KIT CHARNIÈRE</li> </ul>	
<p><b>R13</b> COD. RA400247</p> <ul style="list-style-type: none"> <li> KIT COVER CERNIERA</li> <li> HINGE-COVER-KIT</li> <li> SCHARNIER-ABDECKUNG-SET</li> <li> KIT CACHE CHARNIERE</li> </ul>		<p><b>R14</b> COD. RA100031</p> <ul style="list-style-type: none"> <li> SET MANIGLIA A180</li> <li> HANDLES SET A180</li> <li> HANDGRIFF SET A180</li> <li> KIT POIGNÉE A180</li> </ul>	
<p><b>R15</b> COD. RA400219</p> <ul style="list-style-type: none"> <li> KIT COVER MANIGLIA</li> <li> HANDLE-COVER-KIT</li> <li> GRIFF-ABDECKUNG-SET</li> <li> KIT CACHE POIGNEE</li> </ul>		<p><b>R16</b> COD. RA151404</p> <ul style="list-style-type: none"> <li> BRACCIO "S"</li> <li> SUPPORT ARM "S"</li> <li> TRÄGERARM "S"</li> <li> BRAS DE SUPPORT "S"</li> </ul>	
<p><b>R17</b> COD. RA200221</p> <ul style="list-style-type: none"> <li> KIT GUARNIZIONI</li> <li> GASKET KIT</li> <li> DICHTUNG KIT</li> <li> KIT JOINTS</li> </ul>	<p>R07 + R07 + R08 + R08 + R09</p>		



Specificare sempre l'estensibilità, la finitura del profilo, del vetro ed il verso della parete doccia  
 Please specify always extensibility, profile colour, glass type and opening version of the shower cubicle (R or L)  
 Verstellbereich, Profilfarbe, Glasvariante und Anschlag der Duschkabine (RE o. LI) immer angeben  
 Toujours spécifier l'extensibilité, la finition du profil, la finition du verre et la version de la paroi de douche (droite ou gauche)

R20

COD. RA900335



KIT FERRAMENTA



HARDWARE KIT



EISENWAREN-KIT



KIT QUINCAILLERIE

	IT TASSELLO Ø 6mm
	EN RAWPLUG Ø 6mm
	DE DÜBEL Ø 6mm
	FR BLOQUER Ø 6mm
<b>n°05 pz</b>	

	IT VITE TCC 4,2X32
	EN SCREW TCC 4,2X32
	DE SCHRAUBE TCC 4,2X32
	FR VIS TCC 4,2X32
<b>n°05 pz</b>	

	IT RONDELLA IN METALLO
	GB METALLIC WASHER
	D SCHEIBE AUS METALL
	F RONDELLE METALLIQUE
<b>n°05 pz</b>	

	IT SOTTOCAPPUCCIO PER VITE
	GB UNDER CAP FOR SCREW
	D UNTER KAPPE FÜR SCHRAUBE
	F SOUS COUVERCLE POUR VIS
<b>n°04 pz</b>	

	IT CAPPUCCIO PER VITE
	GB CAP FOR SCREW
	D KAPPE FÜR SCHRAUBE
	F COUVERCLE POUR VIS
<b>n°04 pz</b>	

	IT VITE TC+ 3,5X9,5
	GB SCREW TC+ 3,5X9,5
	D SCHRAUBE TC+ 3,5X9,5
	F VIS TC+ 3,5X9,5
<b>n°04 pz</b>	



Specificare sempre l'estensibilità, la finitura del profilo, del vetro ed il verso della parete doccia

Please specify always extensibility, profile colour, glass type and opening version of the shower cubicle (R or L)

Verstellbereich, Profilfarbe, Glasvariante und Anschlag der Duschkabine (RE o. LI) immer angeben

Toujours spécifier l'extensibilité, la finition du profil, la finition du verre et la version de la paroi de douche (droite ou gauche)