

Trattamento protezione vetro  
Shower Glass Protect  
Glasschutzbehandlung  
Traitement protection verre



**ESTENSIBILITA': EXTENSIBILITY: DEHNBARKEIT: EXTENSIBILITE:**

F.M. \_\_\_\_\_

**PROFILO: PROFILE: PROFIL: PROFIL:**

Argento Luc/Silver Brill/Silber Glanz/Argent brillant  Alublack  RAL opaco/mat/matt-lackiert/mat

Metal  Metal Brushed

**VETRO: GLASS: GLAS: VERRE:**

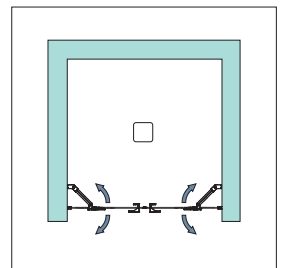
Trasparente/Transparent  Grigio Europa/Europe grey/Grau Europa/Gris Europe

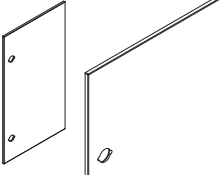
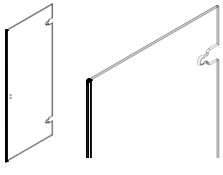

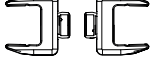
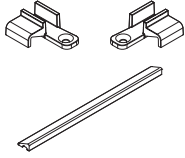



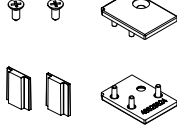
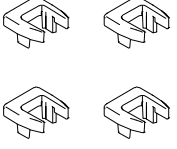
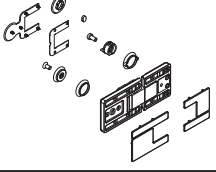

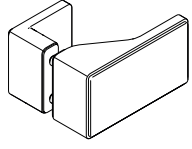
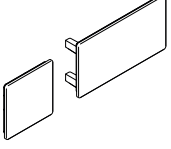
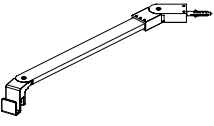






Extra Light  Specchiato/Mirror effect/Gespiegelt/Effet miroir

Satinato/Satin/Satiniert/Satiné

COD. RA900336

**SF** Sacchetto Ferramenta  
Hardware pack  
Rauchchrom  
Sachet Quincailleries



<b>R01</b> COD. RA300363 <input type="radio"/> IT VETRO FISSO <input type="radio"/> EN FIXED SIDE <input type="radio"/> DE FIXTEIL <input type="radio"/> FR CÔTE FIXE		<b>R02</b> COD. RA300365 <input type="radio"/> IT ANTA BATTENTE <input type="radio"/> EN WING DOOR <input type="radio"/> DE SCHWENKTÜR <input type="radio"/> FR PORTE BATTANTE	
<b>R03</b> COD. RA250442 <input type="radio"/> IT KIT PROFILO COMPENSATORE <input type="radio"/> EN COMPENSATOR PROFILE KIT <input type="radio"/> DE AUSGLEICHSPROFIL <input type="radio"/> FR PROFIL DE COMPENSATION		<b>R04</b> COD. RA250447 <input type="radio"/> IT KIT PROFILI CALAMITATI <input type="radio"/> EN PROFILES WITH MAGNET KIT <input type="radio"/> DE PROFILS MIT MAGNET KIT <input type="radio"/> FR KIT PROFILS AIMANTES	
<b>R05</b> COD. RA350122 <input type="radio"/> IT KIT BORDINO SALVAGOCCIA <input type="radio"/> EN DRIP CATCHER EDGE KIT <input type="radio"/> DE TROPFENFÄNGER PROFIL KIT <input type="radio"/> FR BAGUETTE D'ETANCHEITE		<b>R06</b> COD. RA200204 <input type="radio"/> IT GUARNIZIONE TRASPARENTE (mt.2,1) <input type="radio"/> EN TRANSPARENT GASKET (mt.2,1) <input type="radio"/> DE TRANSPARENTE DICHTUNG (mt.2,1) <input type="radio"/> FR JOINT TRANSPARENT (mt.2,1)	
<b>R07</b> COD. RA200273 <input type="radio"/> IT PROFILO PVC <input type="radio"/> EN PROFILE PVC <input type="radio"/> DE PROFIL AUS PVC <input type="radio"/> FR PROFIL PVC		<b>R08</b> COD. RA200062 <input type="radio"/> IT PROFILO PVC <input type="radio"/> EN PROFILE PVC <input type="radio"/> DE PROFIL AUS PVC <input type="radio"/> FR PROFIL PVC	
<b>R09</b> COD. RA400220 <input type="radio"/> IT KIT TAPPI PROFILO <input type="radio"/> EN COVER KIT <input type="radio"/> DE STOPF KIT <input type="radio"/> FR KIT CACHES PROFIL		<b>R10</b> COD. RA400163 <input type="radio"/> IT KIT TAPPI PROFILO <input type="radio"/> EN COVER KIT <input type="radio"/> DE STOPF KIT <input type="radio"/> FR KIT CACHES PROFIL	
<b>R11</b> COD. RA900334 <input type="radio"/> IT SET CERNIERA <input type="radio"/> EN HINGE SET <input type="radio"/> DE ZANGE SET <input type="radio"/> FR KIT CHARNIÈRE		<b>R12</b> COD. RA400247 <input type="radio"/> IT KIT COVER CERNIERA <input type="radio"/> EN HINGE-COVER-KIT <input type="radio"/> DE SCHARNIER-ABDECKUNG-SET <input type="radio"/> FR KIT CACHE CHARNIERE	
<b>R13</b> COD. RA100031 <input type="radio"/> IT SET MANIGLIA A180 <input type="radio"/> EN HANDLES SET A180 <input type="radio"/> DE HANDGRIFF SET A180 <input type="radio"/> FR KIT POIGNÉE A180		<b>R14</b> COD. RA400219 <input type="radio"/> IT KIT COVER MANIGLIA <input type="radio"/> EN HANDLE-COVER-KIT <input type="radio"/> DE GRIFF-ABDECKUNG-SET <input type="radio"/> FR KIT CACHE POIGNEE	
<b>R15</b> COD. RA151404 <input type="radio"/> IT BRACCIO "S" <input type="radio"/> EN SUPPORT ARM "S" <input type="radio"/> DE TRÄGERARM "S" <input type="radio"/> FR BRAS DE SUPPORT "S"		<b>R16</b> COD. RA200221 <input type="radio"/> IT KIT GUARNIZIONI <input type="radio"/> EN GASKET KIT <input type="radio"/> DE DICHTUNG KIT <input type="radio"/> FR KIT JOINTS	<div style="border: 1px solid black; padding: 5px; display: inline-block;">         R06 + R06 + R07 +          R07 + R08       </div>
<b>R17</b> COD. RA900335 <input type="radio"/> KIT FERRAMENTA <input type="radio"/> EN HARDWARE KIT <input type="radio"/> DE EISENWAREN-KIT <input type="radio"/> FR KIT QUINCAILLERIE			
 <b>n°05 pz</b>	<input type="radio"/> IT TASSELLO Ø 6mm <input type="radio"/> EN RAWPLUG Ø 6mm <input type="radio"/> DE DÜBEL Ø 6mm <input type="radio"/> FR BLOQUER Ø 6mm	 <b>n°05 pz</b>	<input type="radio"/> IT VITE TCC 4,2X32 <input type="radio"/> EN SCREW TCC 4,2X32 <input type="radio"/> DE SCHRAUBE TCC 4,2X32 <input type="radio"/> FR VIS TCC 4,2X32
 <b>n°05 pz</b>	<input type="radio"/> IT RONDELLA IN METALLO <input type="radio"/> GB METALLIC WASHER <input type="radio"/> D SCHEIBE AUS METALL <input type="radio"/> F RONDELLE METALLIQUE	 <b>n°04 pz</b>	<input type="radio"/> IT SOTTOCAPPUCCIO PER VITE <input type="radio"/> GB UNDER CAP FOR SCREW <input type="radio"/> D UNTER KAPPE FÜR SCHRAUBE <input type="radio"/> F SOUS COUVERCLE POUR VIS
 <b>n°04 pz</b>	<input type="radio"/> IT CAPPuccio PER VITE <input type="radio"/> GB CAP FOR SCREW <input type="radio"/> D KAPPE FÜR SCHRAUBE <input type="radio"/> F COUVERCLE POUR VIS	 <b>n°04 pz</b>	<input type="radio"/> IT VITE TC+ 3,5X9,5 <input type="radio"/> GB SCREW TC+ 3,5X9,5 <input type="radio"/> D SCHRAUBE TC+ 3,5X9,5 <input type="radio"/> F VIS TC+ 3,5X9,5



Specificare sempre l'estensibilità, la finitura del profilo, del vetro ed il verso della parete doccia  
 Please specify always extensibility, profile colour, glass type and opening version of the shower cubicle (R or L)  
 Verstellbereich, Profilfarbe, Glasvariante und Anschlag der Duschkabine (RE o. LI) immer angeben  
 Toujours spécifier l'extensibilité, la finition du profil, la finition du verre et la version de la paroi de douche (droite ou gauche)