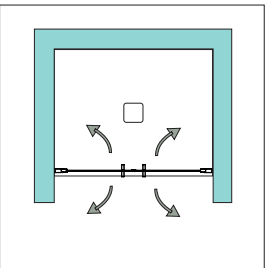


Trattamento protezione vetro
Shower Glass Protect
Glasschutzbehandlung
Traitement protection verre

SGP

TIMELESS

GSS



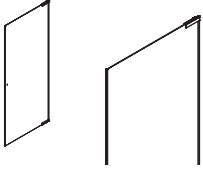
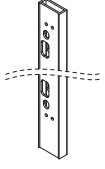
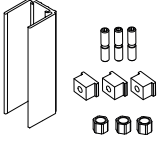
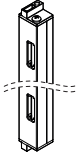

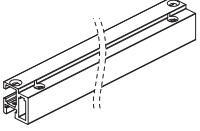
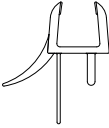
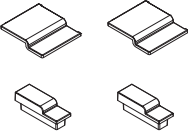
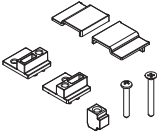

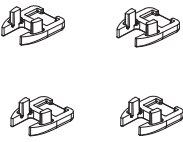
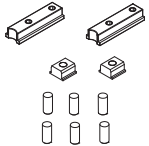
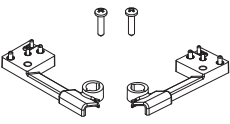
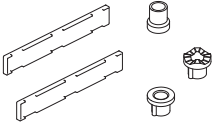
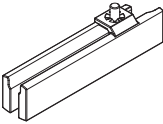
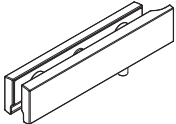
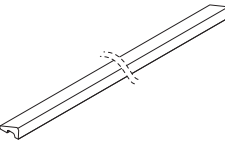
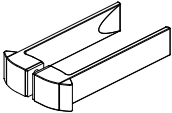
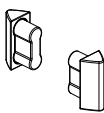
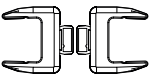
ESTENSIBILITA':	EXTENSIBILITY:	DEHNBARKEIT:	EXTENSIBILITE:
<input type="checkbox"/> 67,5-69,5	<input type="checkbox"/> 72,5-74,5	<input type="checkbox"/> 77,5-79,5	<input type="checkbox"/> 82,5-84,5
<input type="checkbox"/> 87,5-89,5	<input type="checkbox"/> 92,5-94,5	<input type="checkbox"/> 97,5-99,5	<input type="checkbox"/> 102,5-104,5
<input type="checkbox"/> 107,5-109,5	<input type="checkbox"/> 112,5-114,5	<input type="checkbox"/> 117,5-119,5	<input type="checkbox"/> F.M. _____

PROFILO:	PROFILE:	PROFIL:	PROFIL:
<input type="checkbox"/> Argento Luc/Silver Brill/Silber Glanz/Argent brillant	<input type="checkbox"/> Alublack	<input type="checkbox"/> RAL opaco/mat/matt-lackiert/mat	
<input type="checkbox"/> Metal	<input type="checkbox"/> Metal Brushed		

VETRO:	GLASS:	GLAS:	VERRE:
<input type="checkbox"/> Trasparente/Transparent	<input type="checkbox"/> Piumato/Piumate	<input type="checkbox"/> Extra light	<input type="checkbox"/> Vertical Plissé
<input type="checkbox"/> Grigio Europa/Europe grey/Europa grau/gris europe	<input type="checkbox"/> Specchiato/Mirror effect/Verspiegelter Glas/Effet miroir	<input type="checkbox"/> Bronzo Glam/Bronze Glam	<input type="checkbox"/> Satinato/Satin/Satinert/Satiné
<input type="checkbox"/> Fascia/Band glass/Glas Band/Verre Bonde	<input type="checkbox"/> Serigrafato 3 fasce/Serigraphy 3-bang/Siebdruck 3-Bänder/3 bandes dépolies		





COD. RA900363

SF Sacchetto Ferramenta
Hardware pack
Rauchchrom
Sachet Quincailleries

R01 COD. RA300385 (IT) ANTA BATTENTE (EN) WING DOOR (DE) SCHWENKTÜR (FR) PORTE BATTANTE		R02 COD. RA250525 (IT) PROFILO COMPENSATORE (EN) COMPENSATOR PROFILE (DE) AUSGLEICHSPROFIL (FR) PROFIL DE COMPENSATION	
R03 COD. RA250526 (IT) KIT PROFILO COMPENSATORE (EN) COMPENSATOR PROFILE KIT (DE) AUSGLEICHSPROFIL (FR) PROFIL DE COMPENSATION		R04 COD. RA250527 (IT) PROFILO MONTANTE (EN) POST PROFILE (DE) FESTPROFIL (FR) PROFIL MONTANT	
R05 COD. RA250523 (IT) KIT PROFILO CALAMITATO (EN) PROFILE WITH MAGNET KIT (DE) PROFIL MIT MAGNET KIT (FR) KIT PROFIL AIMANTE		R06 COD. RA250533 (IT) KIT PROFILO BASE SUPERIORE (EN) TOP BASE PROFILE KIT (DE) OBERES PROFIL (FR) KIT PROFIL BASE SUPERIEURE	
R07 COD. RA200177 (IT) PROFILO PVC (EN) PROFILE PVC (DE) PROFIL AUS PVC (FR) PROFIL PVC		R08 COD. RA400249 (IT) KIT TAPPI PROFILO (EN) COVER KIT (DE) STOPF KIT (FR) KIT CACHES PROFIL	
R09 COD. RA400257 (IT) KIT TAPPI PROFILO (EN) COVER KIT (DE) STOPF KIT (FR) KIT CACHES PROFIL		R10 COD. RA400260 (IT) KIT TAPPI PROFILO (EN) COVER KIT (DE) STOPF KIT (FR) KIT CACHES PROFIL	
R11 COD. RA400258 (IT) KIT TAPPI PROFILO (EN) COVER KIT (DE) STOPF KIT (FR) KIT CACHES PROFIL		R12 COD. RA900356 (IT) KIT RIFERIMENTO PERNO (EN) PIVOT-CENTRING-KIT (DE) PIVOT-ZENTRIERUNGSKIT (FR) KIT CENTRAGE PIVOT	
R13 COD. RA400261 (IT) KIT BASETTE INFERIORI (EN) BOTTOM PLUGS KIT (DE) UNTERES STOPFEN-KIT (FR) KIT CACHES INFÉRIEURES		R14 COD. RA400262 (IT) KIT COVER E BOCCOLE (EN) COVER AND BUSHING KIT (DE) SET-COVER UND ZYLINDRISCHER RING (FR) KIT CACHE ET DOUILLE CYLINDRIQUE	
R15 COD. RA900357 (IT) KIT CERNIERA SUPERIORE (EN) UPPER HINGE KIT (DE) SET OBERE SCHARNIERE (FR) KIT CHARNIÈRE SUPÉRIEURE		R16 COD. RA900358 (IT) KIT CERNIERA INFERIORE (EN) BOTTOM HINGE KIT (DE) SET UNTERE SCHARNIERE (FR) KIT CHARNIÈRE INFÉRIEURE	
R17 COD. RA350039 (IT) BORDINO SALVAGOCCIA (EN) DRIP CATCHER EDGE (DE) TROPFENFÄNGER PROFIL (FR) BAGUETTE D'ÉTANCHEITE		R18 COD. RA100038 (IT) SET MANIGLIA N (EN) HANDLES SET N (DE) HANDGRIFF SET N (FR) KIT POIGNÉE N	
R19 COD. RA400263 (IT) KIT COVER MANIGLIA (EN) HANDLE-COVER-KIT (DE) GRIFF-ABDECKUNG-SET (FR) KIT CACHE POIGNEE		R20 COD. RA250524 (IT) KIT PROFILO CALAMITATO (EN) PROFILE WITH MAGNET KIT (DE) PROFIL MIT MAGNET KIT (FR) KIT PROFIL AIMANTE	



Specificare sempre l'estensibilità, la finitura del profilo, del vetro ed il verso della parete doccia
 Please specify always extensibility, profile colour, glass type and opening version of the shower cubicle (R or L)
 Verstellbereich, Profilfarbe, Glasvariante und Anschlag der Duschkabine (RE o. LI) immer angeben
 Toujours spécifier l'extensibilité, la finition du profil, la finition du verre et la version de la paroi de douche (droite ou gauche)

R21	COD. RA900359				IT KIT FERRAMENTA	EN HARDWARE KIT	DE EISENWAREN-KIT	FR KIT QUINCAILLERIE
	 n°04 pz	IT TASSELLO Ø 6mm EN RAWPLUG Ø 6mm DE DÜBEL Ø 6mm FR BLOQUER Ø 6mm	 n°04 pz	IT VITE 4,2X32 TCC EN SCREW 4,2X32 TCC DE SCHRAUBE 4,2X32 TCC FR VIS 4,2X32 TCC	 n°12 pz	IT VITE TPSEI M6X14 EN SCREW TPSEI M6X14 DE SCHRAUBE TPSEI M6X14 FR VIS TPSEI M6X14	 n°02 pz	IT VITE TCEI M4X12 EN SCREW TCEI M4X12 DE SCHRAUBE TCEI M4X12 FR VIS TCEI M4X12



Specificare sempre l'estensibilità, la finitura del profilo, del vetro ed il verso della parete doccia
 Please specify always extensibility, profile colour, glass type and opening version of the shower cubicle (R or L)
 Verstellbereich, Profilfarbe, Glasvariante und Anschlag der Duschkabine (RE o. LI) immer angeben
 Toujours spécifier l'extensibilité, la finition du profil, la finition du verre et la version de la paroi de douche (droite ou gauche)